



Board of Directors

MARCIA MARCUS, President
SUSIE KOESTERER, Vice President
KEITH MOORE, Director
R.V. "Jim" ESTOMO, Director
ELLEN SPIEGEL, Director

JARED BOUCHARD
General Manager

353 Santa Monica Drive • Channel Islands Beach, CA 93035-4473 • (805) 985-6021 • FAX (805) 985-7156
A PUBLIC ENTITY SERVING CHANNEL ISLANDS BEACHES AND HARBOR • CHANNELISLANDSBEACHCSD.COM

BOARD OF DIRECTORS REGULAR BOARD MEETING NOTICE & AGENDA

NOTICE IS HEREBY GIVEN that the Board of Directors of the Channel Islands Beach Community Services District will hold A Regular Meeting beginning at 7:00 PM on Tuesday, October 11, 2016. The Meeting will be held at the District Office Conference Room, 353 Santa Monica Drive, Channel Islands Beach, CA. 93035. The Agenda is as follows:

A. CALL TO ORDER, ROLL CALL, PLEDGE OF ALLEGIANCE:

B. PUBLIC COMMENTS: Opportunity for members of the public to address the Board on matters under the purview of the District and which are not on the agenda. (Time limit 3 minutes per speaker)

C. CONSENT CALENDAR:

1. Approve the Agenda Order
2. Financial Reports:
 - a. Cash Disbursal & Receipt Report –September 2016
3. Operations & Maintenance Report –
 - a. September 2016
4. Minutes
 - a. September 6, 2016
 - b. September 12, 2016
 - c. September 20, 2016
5. Authorize customer request for relief from water charges due to leaks on the property consistent with Resolution 07-01
 - a. Account 03440-08 for \$219.44

D. ACTION CALENDAR

1. Strategic Planning discussion specific to the role of the District in non core functions related to community outreach and ancillary issues that may affect the beach communities. **Deferred to November 8, 2016 Meeting**
Recommendation: Board Discretion- No Staff report on this item
2. Consider annual investment policy.
Recommendation: Approve the annual investment policy as presented

3. Review of **Draft staff reports** for the October 17, 2016 Port Hueneme Water Agency Agenda Packet
Recommendation: Review Draft Staff Reports for the PHWA Board Packet

E. INFORMATION CALENDAR

1. Report from Board Members of any meeting or conference where compensation from the District for attendance was received.
2. Update on Final Waste Water Refinancing savings to the District.

F. BOARD MEMBER COMMENTS

G. GENERAL COUNSEL & GENERAL MANAGER COMMENTS

H. CONFERENCE WITH LEGAL COUNSEL – ANTICIPATED LITIGATION

Significant exposure to litigation matter pursuant to paragraph (2) of subdivision (d) of Government Code Section 54956.9: one case.

CIBCSO has received a claim for plumbing repair and replacement costs alleged to have been caused by District Operations.

AGENDA POSTING CERTIFICATION

This agenda was posted Friday, October 7, 2016 by 5:00 PM. The agenda is posted at the District Office and three public notice bulletin boards, which are accessible 24 hours per day. The locations include: Hollywood Beach School, 4000 Sunset, Corner Store, 2425 Roosevelt Blvd. and the District Office, 353 Santa Monica Drive, Channel Islands Beach, CA 93035.



Jared Bouchard
General Manager

REQUESTS FOR DISABILITY-RELATED MODIFICATION OR ACCOMMODATION, INCLUDING AUXILIARY AIDS OR SERVICES, IN ORDER TO ATTEND OR PARTICIPATE IN A MEETING, SHOULD BE MADE TO THE SECRETARY OF THE BOARD IN ADVANCE OF THE MEETING TO ENSURE THE AVAILABILITY OF REQUESTED SERVICE OR ACCOMMODATION. NOTICES, AGENDAS AND PUBLIC DOCUMENTS RELATED TO THE BOARD MEETINGS CAN BE MADE AVAILABLE IN ALTERNATIVE FORMAT UPON REQUEST.

Channel Islands Beach 2013

10/7/2016 9:49 AM

Register: 1000 - First CA Bank - Checking

From 09/01/2016 through 09/30/2016

Sorted by: Date, Type, Number/Ref

Date	Number	Payee	Account	Memo	Payment	C	Deposit	Balance
09/07/2016	DEP	DEPOSIT	1200 - Accounts Recei...	Dep 9/7			7,653.35	228,387.40
09/07/2016	DEP	DEPOSIT	1200 - Accounts Recei...	Dep 9/11			3,121.01	231,508.41
09/07/2016	DEP	DEPOSIT	1200 - Accounts Recei...	Dep 9/6			6,918.50	238,426.91
09/07/2016	DEP	DEPOSIT	1200 - Accounts Recei...	Dep 9/2			120.00	238,546.91
09/07/2016	DEP	DEPOSIT	1200 - Accounts Recei...	Dep 9/7			2,043.33	240,590.24
09/07/2016	DEP	DEPOSIT	1200 - Accounts Recei...	Dep 9/6			4,128.31	244,718.55
09/08/2016	2792	ACWA	2000 - Accounts Payable		1,095.58			243,622.97
09/08/2016	2793	Alert Communications	2000 - Accounts Payable	A3134C	201.41			243,421.56
09/08/2016	2794	Arco	2000 - Accounts Payable		837.31			242,584.25
09/08/2016	2795	Cardmember Service	2000 - Accounts Payable		1,423.19			241,161.06
09/08/2016	2796	County of Ventura - ...	2000 - Accounts Payable		810.00			240,351.06
09/08/2016	2797	Data West Corp.	2000 - Accounts Payable	New rates/state...	480.00			239,871.06
09/08/2016	2798	Dial Security	2000 - Accounts Payable		210.00			239,661.06
09/08/2016	2799	Do It Best Hardware	2000 - Accounts Payable		34.89			239,626.17
09/08/2016	2800	Document Systems, I...	2000 - Accounts Payable		105.06			239,521.11
09/08/2016	2801	Elecsys Corporation	2000 - Accounts Payable		223.50			239,297.61
09/08/2016	2802	FedEX	2000 - Accounts Payable		73.36			239,224.25
09/08/2016	2803	Ferguson Waterworks	2000 - Accounts Payable		382.68			238,841.57
09/08/2016	2804	FGL Environmental I...	2000 - Accounts Payable		865.00			237,976.57
09/08/2016	2805	House Sanitary Supply	2000 - Accounts Payable		249.78			237,726.79
09/08/2016	2806	Hueneme Elementary...	2000 - Accounts Payable	for bd mtg 8/9/16	147.00			237,579.79
09/08/2016	2807	LAFCO	2000 - Accounts Payable	2016 Lafco all...	2,546.00			235,033.79
09/08/2016	2808	Mission Linen & Uni...	2000 - Accounts Payable		169.62			234,864.17
09/08/2016	2809	Mycol, Inc.	2000 - Accounts Payable		120.00			234,744.17
09/08/2016	2810	Nationwide Retirement	2000 - Accounts Payable	pr pd 8/13/16 t...	3,040.75			231,703.42
09/08/2016	2811	Philip's Janitorial Ser...	2000 - Accounts Payable		185.00			231,518.42
09/08/2016	2812	Pitney Bowes Inc.	2000 - Accounts Payable		144.16			231,374.26
09/08/2016	2813	Port Hueneme Marin...	2000 - Accounts Payable		19.06			231,355.20
09/08/2016	2814	Prime Masonry Mate...	2000 - Accounts Payable		321.84			231,033.36
09/08/2016	2815	Secretary of State	2000 - Accounts Payable	SI-100	20.00			231,013.36
09/08/2016	2816	SoCalGas	2000 - Accounts Payable		2.13			231,011.23
09/08/2016	2817	Time Warner Cable	2000 - Accounts Payable	cable	34.02			230,977.21
09/08/2016	2818	Trench Shoring Co.	2000 - Accounts Payable		320.00			230,657.21
09/08/2016	2819	Underground Service...	2000 - Accounts Payable		15.00			230,642.21
09/08/2016	2820	Union Bank of Calif...	2000 - Accounts Payable	Sewer Bond Py...	19,685.21			210,957.00
09/08/2016	2821	United States Postal ...	2000 - Accounts Payable		1,000.00			209,957.00
09/08/2016	2822	VRSD	2000 - Accounts Payable		1,001.00			208,956.00
09/08/2016	2823	Pacific Couriers	2000 - Accounts Payable		179.74			208,776.26
09/09/2016	DEP	DEPOSIT	2050 - Customer Depo...	Dep 9/8			150.00	208,926.26
09/09/2016	DEP	DEPOSIT	2050 - Customer Depo...	Dep 9/6			300.00	209,226.26

Channel Islands Beach 2013

10/7/2016 9:49 AM

Register: 1000 - First CA Bank - Checking

From 09/01/2016 through 09/30/2016

Sorted by: Date, Type, Number/Ref

Date	Number	Payee	Account	Memo	Payment	C	Deposit	Balance
09/09/2016	DEP	DEPOSIT	1200 - Accounts Recei...	Dep 9/6			140.00	209,366.26
09/09/2016	DEP	DEPOSIT	1200 - Accounts Recei...	Dep 9/7			251.00	209,617.26
09/09/2016	DEP	DEPOSIT	1200 - Accounts Recei...	Dep 9/8			13,913.94	223,531.20
09/13/2016		QuickBooks Payroll ...	-split-	Created by Pay...	20,600.38			202,930.82
09/14/2016	To Print	Carol J Dillon	-split-	Direct Deposit		X		202,930.82
09/14/2016	To Print	E.D. Brock	-split-	Direct Deposit		X		202,930.82
09/14/2016	To Print	Erika F Davis	-split-	Direct Deposit		X		202,930.82
09/14/2016	To Print	Jared Bouchard	-split-	Direct Deposit		X		202,930.82
09/14/2016	To Print	Jeff W Spieler	-split-	Direct Deposit		X		202,930.82
09/14/2016	To Print	Joseph C. Mathein	-split-	Direct Deposit		X		202,930.82
09/14/2016	To Print	Lupe C Lopez	-split-	Direct Deposit		X		202,930.82
09/14/2016	To Print	Mark A Espinosa	-split-	Direct Deposit		X		202,930.82
09/15/2016	2825	CIBCS-D-Petty Cash	2000 - Accounts Payable		241.52			202,689.30
09/15/2016		QuickBooks Payroll ...	-split-	Created by Pay...	560.68			202,128.62
09/16/2016	DEP	DEPOSIT	1200 - Accounts Recei...	Dep 9/15			6,014.59	208,143.21
09/16/2016	DEP	DEPOSIT	1200 - Accounts Recei...	Dep 9/7			208.56	208,351.77
09/16/2016	DEP	DEPOSIT	1200 - Accounts Recei...	Dep 9/12			332.00	208,683.77
09/16/2016	DEP	DEPOSIT	1200 - Accounts Recei...	Dep 9/13			706.72	209,390.49
09/16/2016	DEP	DEPOSIT	1200 - Accounts Recei...	Dep 9/6			880.00	210,270.49
09/16/2016	DEP	DEPOSIT	1200 - Accounts Recei...	Dep 9/13			425.00	210,695.49
09/16/2016	DEP	DEPOSIT	1200 - Accounts Recei...	Dep 9/8			111.72	210,807.21
09/16/2016	DEP	DEPOSIT	2050 - Customer Depo...	Dep 9/15			150.00	210,957.21
09/16/2016	DEP	DEPOSIT	1200 - Accounts Recei...	Dep 9/8			265.48	211,222.69
09/16/2016	DEP	DEPOSIT	1200 - Accounts Recei...	Dep 9/13			11,165.60	222,388.29
09/16/2016	DEP	DEPOSIT	1200 - Accounts Recei...	Dep 9/13			10,273.52	232,661.81
09/16/2016	DEP	DEPOSIT	1200 - Accounts Recei...	Dep 9/12			19,268.45	251,930.26
09/16/2016	DEP	DEPOSIT	1200 - Accounts Recei...	Dep 9/12			7,380.53	259,310.79
09/16/2016	DEP	DEPOSIT	1200 - Accounts Recei...	Dep 9/12			120.00	259,430.79
09/16/2016	DEP	DEPOSIT	1200 - Accounts Recei...	Dep 9/15			45,223.25	304,654.04
09/16/2016	2824	Jared Bouchard	-split-		3,409.49			301,244.55
09/19/2016	2826	Caryn & Denney Pier...	2000 - Accounts Payable		2,720.92			298,523.63
09/20/2016	2827	A-Same Day Backflo...	2000 - Accounts Payable		105.00			298,418.63
09/20/2016	2828	AT & T	2000 - Accounts Payable		623.29			297,795.34
09/20/2016	2829	AWA	2000 - Accounts Payable	2016 Dues for ...	300.00			297,495.34
09/20/2016	2830	B & R Supply, Inc.	2000 - Accounts Payable		591.49			296,903.85
09/20/2016	2831	CalPers	2000 - Accounts Payable		9,211.18			287,692.67
09/20/2016	2832	Document Systems, L...	2000 - Accounts Payable	HP office	54.19			287,638.48
09/20/2016	2833	EJ Harrison & Sons, ...	2000 - Accounts Payable	PR PD 7/16/16...	44,762.97			242,875.51
09/20/2016	2834	FGL Environmental I...	2000 - Accounts Payable		773.00			242,102.51
09/20/2016	2835	Frontier	2000 - Accounts Payable		489.17			241,613.34

Channel Islands Beach 2013

10/7/2016 9:49 AM

Register: 1000 - First CA Bank - Checking

From 09/01/2016 through 09/30/2016

Sorted by: Date, Type, Number/Ref

Date	Number	Payee	Account	Memo	Payment	C	Deposit	Balance
09/20/2016	2836	Frontier-Office	2000 - Accounts Payable		434.72			241,178.62
09/20/2016	2837	KEH & Associates, I...	2000 - Accounts Payable	Eng. Prof Servi...	3,127.50			238,051.12
09/20/2016	2838	Nationwide Retirement	2000 - Accounts Payable	pr pd 8/28/16 t...	3,164.18			234,886.94
09/20/2016	2839	Office Depot	2000 - Accounts Payable		403.71			234,483.23
09/20/2016	2840	PHWA	2000 - Accounts Payable		68,950.59			165,532.64
09/20/2016	2841	Port Hueneme Marin...	2000 - Accounts Payable		11.87			165,520.77
09/20/2016	2842	Raftelis Financial Co...	2000 - Accounts Payable		2,344.22			163,176.55
09/20/2016	2843	So. California Edison...	2000 - Accounts Payable		1,849.83			161,326.72
09/20/2016	2844	Soares, Sandall, Bern...	2000 - Accounts Payable		5,000.00			156,326.72
09/20/2016	2845	Streamline	2000 - Accounts Payable	Website Service	200.00			156,126.72
09/20/2016	2846	Time Warner Cable	2000 - Accounts Payable	WIFI	113.99			156,012.73
09/20/2016	2847	Trench Shoring Co.	2000 - Accounts Payable		294.00			155,718.73
09/20/2016	2848	Ventura County Star	2000 - Accounts Payable	Public Notice	107.94			155,610.79
09/21/2016	DEP	DEPOSIT	1200 - Accounts Recei...	Dep 9/21			1,215.72	156,826.51
09/21/2016	DEP	DEPOSIT	1200 - Accounts Recei...	Dep 9/20			977.52	157,804.03
09/21/2016	DEP	DEPOSIT	1200 - Accounts Recei...	Dep 9/19			943.05	158,747.08
09/21/2016	DEP	DEPOSIT	1200 - Accounts Recei...	Dep 9/15			825.05	159,572.13
09/21/2016	DEP	DEPOSIT	1200 - Accounts Recei...	Dep 9/19			15,652.78	175,224.91
09/21/2016	DEP	DEPOSIT	1200 - Accounts Recei...	Dep 9/20			7,476.40	182,701.31
09/22/2016	2849	Willdan Engineering	2000 - Accounts Payable	2/15 work on A...	15,096.25			167,605.06
09/27/2016	2855	US Postmaster	2000 - Accounts Payable	VOID: Postage...		X		167,605.06
09/27/2016	2856	US Postmaster	2000 - Accounts Payable	Postage for flus...	406.09			167,198.97
09/27/2016		QuickBooks Payroll ...	-split-	Created by Pay...	21,543.86			145,655.11
09/28/2016	EDEP	DEPOSIT	1200 - Accounts Recei...	e-checks			47,524.11	193,179.22
09/28/2016	2850	Ellen S Spiegel	-split-		461.75			192,717.47
09/28/2016	2851	Keith Moore	-split-		415.57			192,301.90
09/28/2016	2852	Marcia L Marcus	-split-		461.75			191,840.15
09/28/2016	2853	Rosario Estomo	-split-		1.00			191,839.15
09/28/2016	2854	Susan Koesterer	-split-		415.58			191,423.57
09/28/2016	DD	Carol J Dillon	-split-	Direct Deposit		X		191,423.57
09/28/2016	DD	E.D. Brock	-split-	Direct Deposit		X		191,423.57
09/28/2016	DD	Erika F Davis	-split-	Direct Deposit		X		191,423.57
09/28/2016	DD	Jared Boucharde	-split-	Direct Deposit		X		191,423.57
09/28/2016	DD	Jeff W Spieler	-split-	Direct Deposit		X		191,423.57
09/28/2016	DD	Joseph C. Mathein	-split-	Direct Deposit		X		191,423.57
09/28/2016	DD	Lupe C Lopez	-split-	Direct Deposit		X		191,423.57
09/28/2016	DD	Mark A Espinosa	-split-	Direct Deposit		X		191,423.57
09/30/2016	DEP	DEPOSIT	6 - Administrative Exp...	Acwa/Jpia Rei...			2,223.55	193,647.12
09/30/2016	DEP	DEPOSIT	1200 - Accounts Recei...	Dep 9/22			10,621.38	204,268.50
09/30/2016	DEP	DEPOSIT	1200 - Accounts Recei...	Dep 9/27			5,440.78	209,709.28

Channel Islands Beach 2013


10/7/2016 9:49 AM

Register: 1000 - First CA Bank - Checking

From 09/01/2016 through 09/30/2016

Sorted by: Date, Type, Number/Ref

<u>Date</u>	<u>Number</u>	<u>Payee</u>	<u>Account</u>	<u>Memo</u>	<u>Payment</u>	<u>C</u>	<u>Deposit</u>	<u>Balance</u>
09/30/2016	DEP	DEPOSIT	2050 - Customer Depo...	Dep 9/21			300.00	210,009.28
09/30/2016	DEP	DEPOSIT	2050 - Customer Depo...	Dep 9/27			450.00	210,459.28
09/30/2016	DEP	DEPOSIT	1200 - Accounts Recei...	Dep 9/22			8,248.00	218,707.28



Board of Directors

MARCIA MARCUS, President
SUSIE KOESTERER, Vice President
KEITH MOORE, Director
R.V. "Jim" ESTOMO, Director
ELLEN SPIEGEL, Director

JARED BOUCHARD
General Manager

353 Santa Monica Drive • Channel Islands Beach, CA 93035-4473 • (805) 985-6021 • FAX (805) 985-7156
A PUBLIC ENTITY SERVING CHANNEL ISLANDS BEACHES AND HARBOR • CHANNELISLANDSBEACHCSD.COM

Regular Board Meeting October 12, 2016

To: Board of Directors

From: Operations Manager

**Subject: September 2016 Operations Report,
Agenda Item C- 3**

Water System Repairs, Installations and Maintenance Tasks:

- a) District staff prepped and repaired valves throughout the District and replaced a valve at Tujunga and Island View in preparation of the upcoming NO DES flushing project to begin on October 3rd.
- b) District staff replaced a 2" meter at 3550 Harbor that had been repaired under warranty work. District staff replaced a 3/4" Fire meter at 145 Santa Rosa that stopped working. District staff replaced 2 more meters that had stopped working
- c) District staff opened 8 meter accounts and closed 15 meter accounts.
- d) SWRCB monthly reports were emailed September 12, 2016.
- e) Water Consumption September 2016:
 - o 39.12 Ac/Ft = 15,589,000 gallons Sept 2016
 - o 357.06 Ac/Ft Calendar Year-to-date 2016
- f) Meter reading, maintenance, rereads, disconnects, and additional customer service activities are listed on the attached monthly stat sheet.
- g) The District continues to be in a Stage II water supply shortage. This is in compliance with the State Drought Emergency regulation.

Waste Water System Repairs, Installations and Maintenance Tasks:

- a) District Staff filed a No Spill report Oct. 3rd 2016.
- b) District staff pulled pump 1 at Hollywood station and replaced it because of an overload failure. Pump 2 at Hollywood was pulled and de-ragged and returned to service. Further diagnosis is being performed to identify the cause of the problems with the number 1 pump at Hollywood station. The pump that was put in as a replacement has since failed and is being checked for the problem.
- c) Pump 1 at Panama station failed to operate and Pump 2 was running with high amperage. The COPH electrician was called to assist in diagnosing pump 1 while District staff pulled pump 2 and de-ragged it and returned it to normal operation. After an inspection of the circuitry of pump 1 it began working. The problem has not returned and is being evaluated.
- d) District staff provided guidance and direction to the COPH sewer cleaning crews that cleaned wet wells and hot spots for the District.
- e) Routine Preventive Maintenance and Inspections were performed throughout the month as well as minor troubleshooting and repairs. No emergency calls or repairs were reported this month.

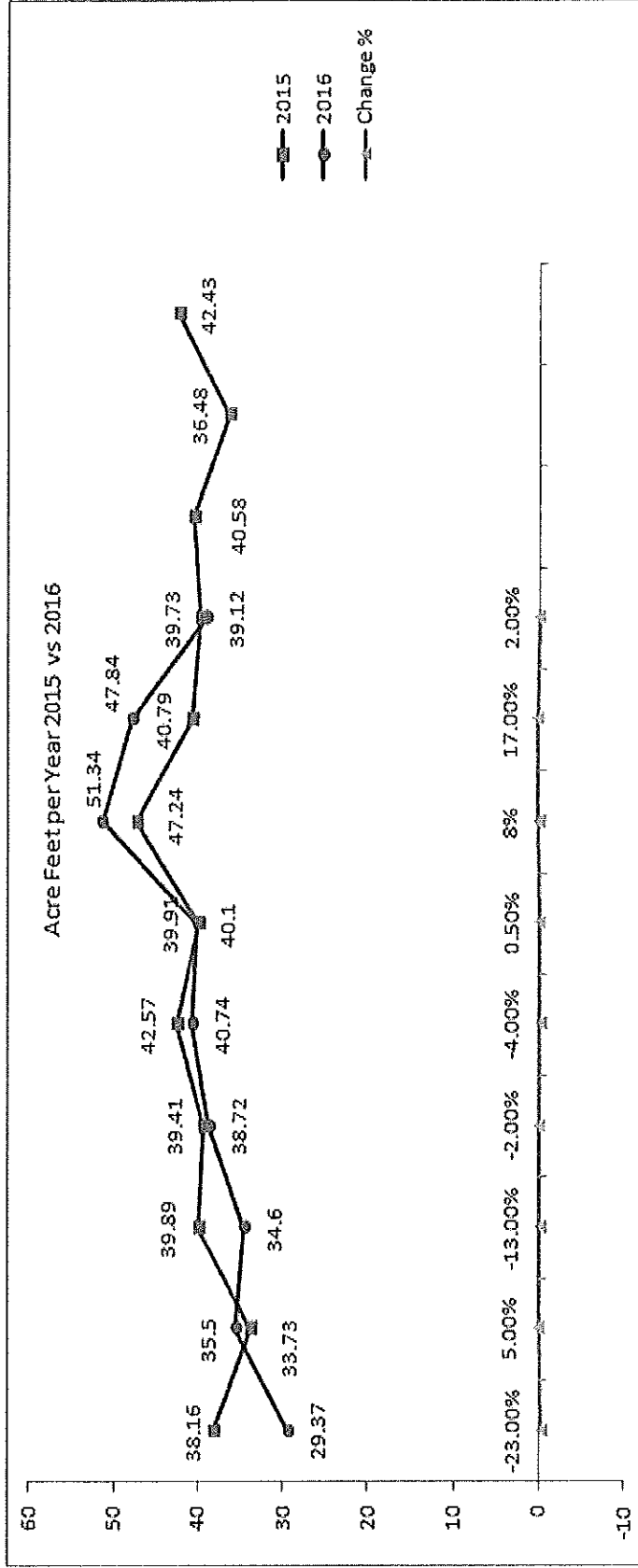
Miscellaneous Tasks in Support of District Operations:

- a) District staff continues encouraging District customers to use water wisely. Customers who are creating runoff from irrigation or washing down of hard surfaces are contacted and asked to eliminate any waste of water.
- b) District staff sent letters to the customers that participated in the Lead and Copper in home sampling program advising them of their results. The District's 90th percentiles for Lead and Copper were below the EPA and State Action levels.
- c) District staff facilitated the annual community clean up day and had a tremendous turn out.

2015		2016		Difference	
Gal/day/person		Gal/day/person		G/D/P	
Jan	44.7	Jan	34.4		-10.3
Feb	39.5	Feb	41.6		2.1
Mar	46.7	Mar	40.5		-6.2
April	46.1	April	45.3		-0.8
May	49.8	May	47.7		-2.1
Jun	46.7	Jun	46.6		-0.1
July	55.3	July	60.1		4.8
Aug	47.8	Aug	56.0		8.2
Sept	46.5	Sept	45.8		-0.7
Oct	47.5	Oct			
Nov	42.7	Nov			
Dec	49.7	Dec			

2013		2016		% difference	
AC/FT		AC/FT			
Jan	41.17	Jan	29.37		-29%
Feb	37.45	Feb	35.5		-5%
Mar	43.70	Mar	34.6		-21%
April	41.59	April	38.72		-7%
May	46.07	May	40.74		-11%
Jun	51.28	Jun	40.1		-23%
July	53.40	July	51.34		-4%
Aug	51.35	Aug	47.84		-7%
Sept	50.07	Sept	39.12		22%
Oct	45.31	Oct			
Nov	40.21	Nov			
Dec	41.39	Dec			
total		542.97		357.33	

2015		2016		% difference	
AC/FT		AC/FT			
Jan	38.16	Jan	29.37		-23.00%
Feb	33.73	Feb	35.5		5.00%
Mar	39.89	Mar	34.6		-13.00%
April	39.41	April	38.72		-2.00%
May	42.57	May	40.74		-4.00%
Jun	39.91	Jun	40.1		-1.00%
July	47.24	July	51.34		8%
Aug	40.79	Aug	47.84		17.00%
Sept	39.73	Sept	39.12		2.00%
Oct	40.58	Oct			
Nov	36.48	Nov			
Dec	42.43	Dec			
Total		480.92		357.33	



**Operations & Maintenance Monthly Statistics Totals
September 2016**

WATER: MAINTENANCE & REPAIRS	Quantity
Emergency Turn Offs	1
Fire Hydrant Service / Flushing	0
Main or Service Line Repairs/Installation	0
Meter Installation (new or construction)	0
Fire Meter / Manifold Installations	0
Meters Replaced	4
Meter Trims/Box/ Covers	0
Meter Relocate (service lines)	0
USA Markings	5
Sampling / Residuals	6
Valve Maintenance/ Exercising Program	5
WATER: CUSTOMER SERVICE	
Door Hangers	49
Re-Reads	58
Meter Reads	1862
Pressure Checks/WaterQuality	1
Disconnect Non-Payment	4
Meter Reconnects/Open	8
Closed Accounts/Final reads	15
Check Meter for Leaks/Repair	4
WASTEWATER: MAINTENANCE AND REPAIRS	
Inspections/Cleaning	16
Preventive Maintenance	14
Repairs/Improvements	4
RUBBISH RELATED TASKS	
Barrel Removals	4
Trash P/U/ Miscellaneous	2
Deliver Trash/Recycle Barrels	6
COMMUNITY SERVICE	
Hand Deliveries	10
Public Notice Postings	12
Miscellaneous	0

MINUTES OF THE
CHANNEL ISLANDS BEACH COMMUNITY SERVICES DISTRICT
SPECIAL BOARD MEETING, September 6, 2016

A. CALL TO ORDER, ROLL CALL, AND PLEDGE OF ALLEGIANCE:

President Marcus called the meeting to order at 10:00 AM and led everyone in attendance in the Pledge of Allegiance. In attendance, Vice President Koesterer, Director Moore, Director Spiegel, General Counsel, John Mathews, General Manager, Jared Bouchard, Office Manager, CJ Dillon.

Director Estomo was absent.

B. PUBLIC COMMENTS:

Office Tejeda from the Highway Patrol told the Board he contacted the County of Ventura regarding the traffic signs on Hollywood Beach and asked for more. He was told the County felt the signs were adequate.

Resident, Bob Nast, asked for a response to his baseline water testing inquiry. General Manager Bouchard replied he had the response and it will be presented during the District's Regular Meeting next week.

C. CONSENT CALENDAR:

Director Moore moved to approve the Consent Calendar as presented. Director Spiegel seconded the motion and the motion passed unanimously.

Marcus, Koesterer, Moore, and Spiegel 4 - Yes 0 - No

D. ACTION CALENDAR

1. Consider Resolution 16-05 Adopting Resolution Authorizing the Issuance and Sale of Series 2016 Wastewater Revenue Refunding Bonds to Refinance Series 2005 Sewer Revenue Certificates of Participation and Authorizing Execution of All Related documents in Connection therewith.

Mr. Bouchard told the Board that this Resolution authorized the process for refunding the 2005 Sewer Bonds. The Resolution authorizes the General Manager to execute the documents for refinance, providing the parameters are acceptable and beneficial to the District.

The General Manager introduced the team that was assisting the District in the refinancing process. Cameron Weist of Weist Law, Todd Smith from Hilltop Securities and James Lee from Urban Futures. The team introduced themselves and explained their role in the Bond Refinancing.

There was a lengthy discussion regarding the content of the of Resolution 16-05, a question and answer session between residents, the Bond Team, the General Manager and the Board.

Director Moore moved to adopt Resolution 16-05, the subject resolution thereby providing the execution and delivery of the 2016 Bonds. Vice President Koesterer seconded the motion and the motion passed unanimously.

Marcus, Koesterer, Moore and Spiegel 4 - Yes 0 - No

11:32 AM Vice President Koesterer left the meeting.

E. INFORMATION CALENDAR

1. Report from Board Members of any meeting or conference where compensation from the District for attendance was received.

None

F. BOARD MEMBER COMMENTS

President Marcus announced there was a deck issue between beach front residents and the County that will be discussed at the next meeting.

G. GENERAL COUNSEL & GENERAL MANAGER COMMENTS:

General Counsel, John Mathews, said that talks with the OPV group are continuing.

H. CLOSED SESSIONS –NONE

The Board Meeting adjourned at 12:00 PM.

Marcia Marcus, Board President

MINUTES OF THE
CHANNEL ISLANDS BEACH COMMUNITY SERVICES DISTRICT
REGULAR BOARD MEETING, September 13, 2016

A. CALL TO ORDER, ROLL CALL, AND PLEDGE OF ALLEGIANCE:

President Marcus called the meeting to order at 7:00 PM and led everyone in attendance in the Pledge of Allegiance. In attendance, Vice President Koesterer, Director Spiegel, Director Estomo, General Counsel, Robert Kwong, General Manager, Jared Bouchard, Office Manager, CJ Dillon.

Director Moore was absent.

B. PUBLIC COMMENTS:

None

C. CONSENT CALENDAR:

Director Spiegel moved to approve the Consent Calendar with amendments to the minutes. Vice President Koesterer seconded the motion and the motion passed 3 - 0 with 1 abstain.

Marcus, Koesterer, Moore, Spiegel, and Estomo 3 - Yes 0 - No 1 - Abstain

D. ACTION CALENDAR

1. Board review of response from United Water conservation District regarding the appropriateness of baseline water testing and the relative risk associated with hydraulic fracking within the Oxnard Plain.

General Manager Bouchard explained to the Board that he received a response from United Water regarding the well water testing from resident Bob Nast. (See response Attached). Mr. Bouchard summarized United's letter stating United Water doesn't see a necessity for baseline testing at this time for any of the County wells.

After a lengthy discussion, with the Board and Mr. Nast, Vice President Koesterer moved to receive and file the letter from United. Director Spiegel seconded the motion and the motion passed unanimously.

Marcus, Koesterer, Spiegel, and Estomo 4 - Yes 0 - No

2. Consider 3 year contract (total of 5 years with and 2 year option after first 3 year term) with Websoft Developer Inc. for the development, maintenance and support of GIS District infrastructure mapping.

Mr. Bouchard told the Board the District's sewer and water lines are currently maintained on paper maps. Websoft is a GIS system that will add all the District's infrastructure into a computer mapping system that can be updated with repairs, materials used and maintenance. This format for updating underground systems helps entities through investigations and underground audits if they occur.

After a short discussion, Vice President moved to authorize the General Manager to negotiate and execute an agreement with Websoft. Director Spiegel seconded the motion and the motion passed unanimously.

Marcus, Koesterer, Spiegel, and Estomo 4 - Yes 0 - No

3. Consider authorizing contract for FY 2017-2018 Water and Sewer Financial Plan Update and As-Needed Services for FY 2016-2017 with Raftelis Financial Consultants Inc.,

The General Manager asked the Board to authorized as needed services with Raftelis Financial Consultants to assist the District in various water projects the Board may consider as part of its Water Strategic Plan.

Vice President Koesterer moved to authorize the General Manager to execute the contract. Director Estomo seconded the motion and the motion passed unanimously.

Marcus, Koesterer, Spiegel, and Estomo 4 - Yes 0 - No

4. 2016 Local Agency Bi Annual Review of District Conflict of Interest Code.

The Political Reform Act requires government agencies to review their Conflict of Interest Code biannually. This District's code is still in compliance and requires no changes or amendments.

Vice President Koesterer moved to approve the 2016 Local Agency Bi Annual Review of District Conflict of Interest Code. Director Estomo seconded the motion and the motion passed unanimously.

Marcus, Koesterer, Spiegel, and Estomo 4 - Yes 0 - No

5. Consider casting a vote for the Independent Special Districts, Alternate Member to the Ventura LAFCo- term to end January 1, 2017

The Board had a short discussion regarding the candidates. Director Estomo made a motion to nominate Mike Mishler for the Alternate Member. Vice President Koesterer seconded the motion and the motion passed unanimously.

Marcus, Koesterer, Spiegel, and Estomo 4 - Yes 0 - No

6. Approve and Adopt Board Resolution 10-06 Regarding Increase in General Manager's Compensation

After a lengthy discussion, Vice President Koesterer moved to approve Resolution 16-01, Director Spiegel seconded the motion and the motion passed unanimously.

Marcus, Koesterer, Spiegel, and Estomo 4 - Yes 0 - No

7. Review of September 19, 2016 Port Hueneme Water Agency Agenda Packet.

This item was due to arrive on Monday, September 12, 2016, but still had not arrived before the Board Meeting. This Item was not reviewed.

E. INFORMATION CALENDAR:

1. Report from Board Members of any meeting or Conference where compensation from the District for Attendance was received.

Director Estomo attended the CASA Conference in Monterey. He gave a report which included information on future plans for water purification.

F. BOARD MEMBER COMMENTS:

President Marcus asked if the Sewer Bond Refinance was moving along. The General Manager told her the process is on schedule.

President Marcus asked the meeting be closed in Pat Forrest's name. Mr. Forrest was long time Board Member and resident.

G. GENERAL COUNSEL & GENERAL MANAGER COMMENTS:

Mr. Bouchard requested the Board attend a Special Meeting on September 20, 2016. This meeting will be a strategic planning workshop for water and sewer enterprise future needs.

H. CLOSED SESSIONS –

- a) **CONFERENCE WITH LEGAL COUNSEL-ANTICIPATED LITIGATION**
Significant exposure to litigation matter pursuant to paragraph (2) of subdivision (d) of Government Code Section 54956.9: One Case

CIBCSO has received a claim for plumbing repair and replacement costs alleged to have been caused by District Operations.

District Counsel, Robert Kwong, announced the Closed Session Item and the Board went into Closed Session at 8:42 PM .

8:51 PM, District Counsel, Robert Kwong, announced that there was no closed session announcement.

The Board Meeting adjourned in memory of Pat Forrest at 8:52 PM.

Marcia Marcus, Board President

September 13, 2016 Regular Board Meeting

To: Board of Directors

From: General Manager

Subject: Board review of response from United Water Conservation District regarding the appropriateness of baseline water testing and the relative risk associated with hydraulic fracking within the Oxnard Plain.

Agenda Item D-1

At the Boards August 9, 2016 meeting the Board directed the General Manager to include an item on this agenda to consider and discuss the request from Mr. Nast that, the CIBCSO Board make a formal request to United Water Conservation District that they conduct baseline water well testing on drinking water wells within the Oxnard plain that are under their control.

At the time the General Manager received the direction to agendize the matter, the General Manager said he would reach out to United for a response on the matter. Below is the text of the email response to the General Managers request to United Water Conservation District (UWCD).

In short UWCD Supervising Hydrogeologist has considered the fracking activity , locations, gradients of water movement within the basin, current and historical water sample data and finds that the risk is very low and therefore they do not believe at this time baseline is necessary.

Jared,

Good talking with you last week. On Tuesday I called the DOGGR branch office in Ventura and had an informative conversation with Associate Oil and Gas Engineer David Ortiz. He explained fracking techniques, which basically employ bursts of high pressure to create small fractures in reservoir rock surrounding the perforated portions of an oil or gas well. Sand or other proppants, suspended by a gel of long-chain polymers, are forced into the fractures by the pressure bursts. Chemical treatments then break down the polymers, and these compounds are pumped to the surface for containment and disposal. The fracturing and propping of cracks in the formation near the well allows enhanced oil recovery as flow towards the well is improved. These methods are most commonly employed in new wells in hard reservoir rock such as sandstone. The migration of fracking chemicals away from the well is unlikely, as fluid flow is towards (not away) from the well when it is put into production. Fracking pressures are always well below the rated bursting pressure for the well casing.

The engineer also said fracking is rarely used on the Oxnard Plain, as the reservoir rock at the common target depths on the Oxnard Plain (~ 5,000 – 8,000 feet) is not a sandstone that responds well to these methods. I've spent some time looking at the oil well files for southern Ventura County (GIS files downloaded from the DOGGR website) and records show that on the Oxnard Plain and in the Oxnard Forebay only six oil wells (of 614 historic wells) are noted to have used hydraulic fracturing. These wells all lie south of Highway 101 and east of the City of Oxnard, where the groundwater flow direction in the Lower Aquifer System is consistently towards the pumping depression that commonly straddles the Oxnard Plain/Pleasant Valley basin. If fracking fluids were able to migrate up to the base of the fresh water aquifers of the Oxnard Plain, which we think is unlikely, they would migrate away from the public supply wells operated by United, the cities of Oxnard and Port Hueneme, and CIBCSD. Fracking is much more common at other Ventura County locations, such as the oil fields north of Fillmore and in Upper Ojai.

Some historic occurrences of water well contamination have been attributed to poor fluid handling practices at the surface, and not the migration of contaminants from depth. We are unaware of such an occurrence in Ventura County, at least recently. Surface disposal of oilfield brines did however result in chloride contamination in the Piru basin prior to the passage of the Clean Water Act.

Boron concentrations in United's El Rio wells are similar to others throughout the lower Santa Clara River Valley. The observed concentrations are not indicative of impacts from fracking activities. DOGGR records do not document any oil well fracking activity in the Oxnard Forebay. We have also reviewed Total Organic Carbon (TOC) concentrations in the Department of Drinking Water's water quality database. Elevated TOC concentrations in deep wells might be used as an indicator of hydrocarbons migrating from deeper units into fresh water aquifers. Available TOC records from Ventura County wells, including wells in our El Rio well field, and do not show elevated TOC levels that might suggest the migration of fluids from deeper environments enriched with hydrocarbons.

I hope these comments are helpful Jared. We are aware there have been events in the United States where fracking has contaminated drinking water wells. Our opinion is that fracking activities appear to be adequately regulated in Ventura County, and the fresh groundwater supply of the Oxnard Plain is an area of low risk for potential contamination from fracking.

Sincerely,

*Dan Detmer, PG, CHG
Supervising Hydrogeologist
United Water Conservation District*

MINUTES OF THE
CHANNEL ISLANDS BEACH COMMUNITY SERVICES DISTRICT
SPECIAL BOARD MEETING, September 20, 2016

A. CALL TO ORDER, ROLL CALL, AND PLEDGE OF ALLEGIANCE:

President Marcus called the meeting to order at 10:00 AM and led everyone in attendance in the Pledge of Allegiance. In attendance, Vice President Koesterer, Director Moore, Director Estomo, Director Spiegel, General Counsel, Andreas Booher, General Manager, Jared Bouchard.

B. PUBLIC COMMENTS:

None

C. CONSENT CALENDAR:

Director Moore moved to approve the Consent Calendar as presented. Director Spiegel seconded the motion and the motion passed unanimously.

Marcus, Koesterer, Moore, and Spiegel 4 - Yes 0 - No

D. ACTION CALENDAR

1. Consider transfer of Board Restricted Reserves to agree with 2016 Sewer Bond Refinance Requirements

General Manager Bouchard asked the Board to approve the redistribution of Sewer Reserves to agree with the amounts the Bond Refinance Team is requiring.

Director Estomo moved to authorize transfer from Board Restricted Sewer Rate Stabilization Fund of \$345,345.00 to the Sewer R&M Reserve. Director Moore seconded the motion and the motion passed unanimously.

Marcus, Koesterer, Moore, Estomo and Spiegel 5 - Yes 0 - No

2. Strategic Planning Workshop, The Board will discuss the Districts goal and priorities related to water supply solutions and general visions for the Board and Staff.

Mr. Bouchard introduced Ryan Gallagher and Frank Dodge, District Engineers from KEH and Andreas Booher, Attorney, filling in as District Legal Counsel today. The General Manager explained how the Board is responsible for setting policy and deciding the direction the District works towards. He said the District's mission statement is very old and feels it needs to be updated with important plans and policies directed from the current Board.

The Board then received a report from the District Engineers and directed the General Manager to bring back a short list of projects to consider.

Vice President Koesterer left the meeting at 1:10 PM.

E. INFORMATION CALENDAR

1. Report from Board Members of any meeting or conference where compensation from the District for attendance was received.

None

F. BOARD MEMBER COMMENTS

Director Estomo said he talked to the Board at the PHWA about not getting the PHWA Board Packet to the District Board in time to discuss during District meetings. They said they will get the packets to the District, in time, in the future.


G. GENERAL COUNSEL & GENERAL MANAGER COMMENTS:

The General Manager reported the final analysis of the Sewer Bonds savings was not quite as favorable as hoped when reported at the September 6, 2016 meeting. The final savings to the District after the sale of the Bonds is approximately \$515,000.00. That represents a \$50,000.00 savings per year for the life of the Bond.

H. CLOSED SESSIONS –NONE

The Board Meeting adjourned at 12:00 PM.

Marcia Marcus, Board President



Board of Directors

MARCIA MARCUS, President
SUSIE KOESTERER, Vice President
KEITH MOORE, Director
R.V. "Jim" ESTOMO, Director
ELLEN SPIEGEL, Director

JARED BOUCHARD
General Manager

353 Santa Monica Drive • Channel Islands Beach, CA 93035-4473 • (805) 985-6021 • FAX (805) 985-7156
A PUBLIC ENTITY SERVING CHANNEL ISLANDS BEACHES AND HARBOR • CHANNELISLANDSBEACHCSD.COM

Regular Board Meeting October 11, 2016

To: Board of Directors

From: Office Manager

Subject: Review of Investment Report for fiscal year ending June 30, 2016.

Agenda Item D-2

Attached is a copy of the Districts investment holdings with different institutions. This item comes before the Board on an annual basis for review and approval.

Recommendation: Receive and File

CHANNEL ISLANDS BEACH COMMUNITY SERVICES DISTRICT
 Summary of Cash & Investments
 Year Ending June 30, 2016

	QE 09/15		QE 12/15		QE 03/16		QE 06/16	
	Avg %	Balance	Avg %	Balance	Avg %	Balance	Avg %	Balance
County of Ventura	0.42%	4,228,522	0.50%	4,235,804	0.62%	4,271,425	0.68%	4,295,943
Union Bank - Sewer Construction	0.00%	5	0.00%	5	0.00%	5	0.00%	5
Union Bank - Sewer Interest Pymt	0.01%	302	0.01%	317	0.01%	317	0.01%	386
Union Bank - Sewer Reserve	0.01%	236,205	0.01%	236,197	0.01%	236,262	0.01%	236,310
Union Bank - Sewer Interest Instal	0.01%	63,539	0.01%	25,462	0.01%	62,028	0.01%	25,494
Union Bank - Sewer Principal Inst	0.01%	90,086	0.01%	27,172	0.01%	49,681	0.01%	72,208
First California - Checking	0.00%	171,160	0.00%	394,049	0.00%	386,849	0.00%	575,188
First California - CD	0.10%	<u>33,997</u>	0.10%	<u>33,997</u>	0.10%	<u>34,014</u>	0.10%	<u>34,014</u>
		<u>4,823,816</u>		<u>4,953,003</u>		<u>5,040,581</u>		<u>5,239,548</u>

I hereby certify the ability of the District to meet the expenditure requirements for the next six months as per Government Code 53646(b)(3).
 This report is in compliance with CIBCSD's Investment Policy under Government Code 53645(b)(2).

 Jared Bouchard, General Manager

 Date

CHANNEL ISLANDS BEACH COMMUNITY SERVICES DISTRICT

ANNUAL STATEMENT OF INVESTMENT POLICY

This policy shall direct the investment of the District's temporarily inactive money for all funds accounted for in the District's financial statements, unless specifically exempted. This policy will not direct the investment of bond proceeds which are specifically governed by the individual bond documents and trust indentures.

Operational Funds are used on an ongoing basis to cover the costs of the operating and maintenance budget of the fiscal year. Operating and maintenance costs are funded through the collection of water, sewer and trash service fees and collection of current and prior year secured taxes. Operational funds are authorized to be invested in the Ventura County Investment Pool and money market funds of qualified banks and savings and loans.

Outside Restricted Cash Assets: Cash and investments held and invested by fiscal agents on behalf of the District are pledged for payment of security of certain long-term debt issuances. Fiscal agents are mandated by bond indentures as to the types of investments in which debt proceeds can be invested. Also included in this category are customer deposits, which are authorized to be invested in the Ventura County Investment Pool

Board Restricted Cash: Cash restricted for the cost of the following District projects: Sewer unanticipated repairs and maintenance, water distribution unanticipated repairs and maintenance, a reserve for rate stabilization and a reserve for operations. An amount equivalent to one month's operating expenses is allocated in the Board Restricted Cash Reserve account to guarantee operating expenses. These funds are authorized to be invested in the Ventura County Investment Pool.


From the eligible securities permitted by Government Code **53601**, the District is authorized to invest in only the Ventura County Investment Pool and money market funds of qualified banks and savings and loans as set forth in Government Code **53601.5**.

The Ventura County Treasurer-Tax Collector manages pooled cash under the prudent investor rule which states that: "Investments shall be made with judgment and care, under circumstances then prevailing, which persons of prudence, discretion and intelligence exercise in the management of their own affairs, not for speculation, but for investment, considering the probable safety of their capital as well as the probable income to be derived" The county's portfolio is made up of a selection of investments that ensure diversification and availability of funds when needed. The basic objectives of these investments are safety of principal, maintenance of liquidity to meet cash flow need and to earn a competitive rate of return (i.e. yield) within the confines of the California Government Code.

This annual statement is submitted in compliance with Government Code **53646(a)**. And, as specified in Government Code **53600.5** when investing or managing public funds, the primary objectives are safety, liquidity, and return on investments.

Submitted by:

Date:



Port Hueneme Water Agency

250 North Ventura Road • Port Hueneme, CA 93041 • (805) 986-6563

AGENCY AGENDA STAFF REPORT

TO: PHWA Board

FROM: Butch Britt, Interim Public Works Director

SUBJECT: BRACKISH WATER RECLAMATION DEMONSTRATION FACILITY - OPERATIONAL REPORT

DATE: October 17, 2016

RECOMMENDATION:

It is recommended the Board receive and file this report.

BACKGROUND/ANALYSIS:

This report presents an update on the operational status of the Brackish Water Reclamation Demonstration Facility (BWRDF) from September 1, 2016 to September 27, 2016.

During this operational reporting period, the overall Port Hueneme Water Agency (PHWA) demand averaged 3.4 MGD which is equal to the previous reporting period. The United Water Conservation District (United) supplied 83 percent and Calleguas Municipal Water District (Calleguas) supplied 17 percent of the demand during this reporting period. There were no interruptions of service. PHWA's water continues to meet all State and Federal regulatory standards.

The Silt Density Index (sampled twice a day) averaged 4.5, which is an indication that high levels of iron and manganese are entering the system. The BWRDF was operated in by-pass mode (no membrane treatment) during this report period. Operations staff will continue to monitor United's water quality to determine when this source is permissible for membrane treatment. While in by-pass mode, a blend of United water with Calleguas water will be dictated by system demand periods and source water availability to maximize our take of United water supply.

SUMMARY OF OPERATING COMMITTEE MEETING:

The Operating Committee did not meet during this report period.

WATER SUPPLY/ALLOCATION UPDATE:

United Water Supply:
Emergency Ordinance E sets PHWA's Temporary Emergency Allocation (TEA)
Current TEA allocation = 3,470af/yr.

Calleguas Water Supply:
State Water Project Allocation = 60% of 1,850af/yr. or 1,110af/yr.
Water Supply Allocation Plan (WSAP)
Current WSAP = No additional restriction

(On May 10, 2016, Metropolitan Water District of Southern California declared a Water Supply Condition 2 - Water Supply calling for member agencies (Calleguas) to implement extraordinary conservation to mitigate use of storage reserves and suspended implementation of its Water Supply Allocation Plan. On May 18, 2016, Calleguas Municipal Water District by resolution declared a Stage 3 Shortage and suspended enforcement of member purveyor supply allocations).


At this time staff does not anticipate a shortage of water supply for PHWA in the next six months.

NEXT PHWA BOARD MEETING:

The next PHWA Board meeting is scheduled for November 21, 2016 at 4:00 p.m.

FISCAL IMPACT:

The action, if taken as recommended, will not have a fiscal impact.



250 North Ventura Road • Port Hueneme, CA 93041 • (805) 986-6563

BOARD AGENDA STAFF REPORT

TO: PHWA Board

FROM: Butch Britt, Interim Public Works Director

SUBJECT: AUTHORIZE THE EXECUTIVE DIRECTOR TO SIGN A LEASE AGREEMENT WITH THE CITY OF OXNARD

DATE: October 17, 2016

RECOMMENDATION:

It is recommended the Board authorize the Executive Director to sign a lease agreement with the City of Oxnard (Oxnard) on behalf of PHWA, subject to review of the agreement by PHWA Attorney.

BACKGROUND/ANALYSIS:

The PHWA Brackish Water Reclamation Demonstration Facility (BWRDF) is located on a 1.5-acre portion of land off Perkins Road within the City of Oxnard. The underlying property is owned by Oxnard, and PHWA's use of the property is subject to the terms of the "Water Treatment Plant Site Facilities and Land Lease Agreement", (Land Use Agreement) dated February 13, 1996. PHWA has occupied this property since that time at a nominal lease cost of \$1 per year.

The terms of the agreement give Oxnard the option to terminate the lease effective June 30, 2016.

On May 15, 2015, Oxnard notified PHWA that they wanted to include discussion of the Land Use Agreement in ongoing discussions between Oxnard, PHWA, and United Water Conservation District (United) to amend the Water Supply Agreement (WSA) for "Delivery of Water Through the Oxnard/Hueneme Pipeline" dated July 1, 1996. Alternatively, Oxnard reserved the option to terminate the Land Lease Agreement.

During negotiations, representatives from Oxnard advised there is a need to make substantive renovations to their existing wastewater treatment plant. Oxnard's long

**AUTHORIZE EXECUTIVE DIRECTOR TO SIGN A LEASE AGREEMENT WITH
THE CITY OF OXNARD**

October 17, 2016

Page 2

range plans include several options to upgrade and modernize their facility, one of which involves moving the plant further inland. This option could include or be impacted by the property currently occupied by the PHWA plant. As a result, Oxnard is not interested in selling the property to PHWA, (or lease with an option to purchase) until their plans are solidified. They were willing to offer a five-year lease term, with five one-year options, or a total lease of ten years.

Oxnard City Council also directed Oxnard staff that future lease of the property would be at fair market value. Oxnard staff proposed a fair market lease cost of \$83,250 per year (\$7,625 per month).

PHWA staff obtained an independent appraisal of the fair rental value of the property which validated Oxnard's appraisal.

Based on validation of the fair rental value of the property and ongoing negotiations with Oxnard; conceptual agreement was reached on the terms of the lease as summarized below:

- Initial term of lease – five years
- Right to five additional one-year terms for a total lease of ten years at the site
- Annual lease - \$83,250 (Oxnard offer)
- PHWA agreeable to working with Oxnard in the future on a cooperative project of mutual benefit
- Minimum of five years advance notification – Notice to Vacate


Staff recommends your Board authorize the Executive Director to execute a lease agreement for the PHWA plant site subject to review by PHWA Attorney.

FISCAL IMPACT:

The recommended action will result in an additional cost of \$83,250 per year to PHWA.

ATTACHMENT:

- 1.) Lease Agreement



250 North Ventura Road • Port Hueneme, CA 93041 • (805) 986-6563

BOARD AGENDA STAFF REPORT

TO: PHWA Board
FROM: Butch Britt, Interim Public Works Director
SUBJECT: CURRENT WORKING ISSUES UPDATE
DATE: October 17, 2016

RECOMMENDATION:

It is recommended the Board receive and file the attached reports.

BACKGROUND/ANALYSIS:

The attached List and Status of ongoing working items has been revised as of September 30, 2016.

It is intended to continue to update this list on a monthly basis.

Your Board also requested a timeline of ongoing items, which is attached.

FISCAL IMPACT:

The action, if taken as recommended, will not have a fiscal impact.

ATTACHMENTS:

- 1.) List/Status Report of Ongoing Items
- 2.) Timeline Presentation

PHWA
Current Working Issues


No.	Category	Agency	Short Description	Status/Update
1	General	Fox Canyon GMA	Temporary Emergency Allocations (TEA)	<p>Monitor actions and provide input as necessary to protect City's water allocation rights as FCGMA develops Groundwater Management Plan (GMP) 9/22 Update - Attended briefing 9/20 at AWA Offices by FGWMA Staff on development of GMP and continuance of TEA. Board members Miller and Estomo present. City Council Member Hensley present.</p> <p><u>Development of GMP is continuing with new consultant. No new information on new GMA regulations or ground water reductions at present. Essentially gathering data, developing boundaries and developing GMP.</u></p>
2	General	Fox Canyon GMA	Groundwater Sustainability Plan (GSP)	<p><u>See #1 Above</u></p>
3	General	Fox Canyon GMA	Future water allocation reductions (if implemented)	<p><u>See #1 Above</u></p>
4	General	Various (FGWMA, City, Navy, CIBSCD)	Draft letter to RQWB and SWB to question monitoring of agricultural contamination of ground water, i.e. nitrates and other uses	<p>Researching data, public law and regulations, prior to drafting letter for Board President's signature, copy to City, Navy, CIBSCD. There are a number of state level initiatives regarding nitrate contamination (denitrification) by agricultural users such that a letter at this time might be a moot point. Staff will continue to research.</p>
5	Water Supply	UWCD	Water Allocation	<p>3,467 AF/Yr. - Current FCGMA TEA allocation</p>
6	Water Supply	Calleguas MWD	Water Allocation	<p>1,850 AF/Yr. - Current MWD Allocation is 60% (1,110AF/Yr.) No Water Supply Shortage Program restrictions</p>
7	Water Supply	Navy	Water Supply Agreement	<p>Negotiate new water supply agreement. Currently working with Southwest Command on new 10 year Water Supply Agreement. The current agreement expired in April 2016.</p>

PHWA
Current Working Issues

8	Alternate Water Supply	COPH	Two Stand-by Wells (4A and 6A) One Inactive Well	City has 3 wells. Two need repair, one is inactive. Extensive repair and modifications necessary to restore wells to working condition, additional modifications necessary to provide potable water meeting state and federal standards and to deliver well water to city filtration plant. Fox Canyon GMA may object and attempt to block reactivation of wells in production status.
9	Alternate Water Supply	Navy	Navy Desalination Plant - EX-WIC(?)	Costs, availability and operational data not immediately available.
10	Alternate Water Supply	COPH	Drill new wells within City	Currently moratorium on new wells within Fox Canyon GMA basin, no data on current costs, production rates or water quality,
11	Alternate Water Supply	City/ Oxnard, Calleguas, UWCD		Participating in working sessions with other purveyors, i.e. City of Oxnard, UWCD and Calleguas regarding potential other water sources. Some of these alternatives are largely dependent on whether the State Water Fix initiative is successful in November. Desalination is also being considered as a potential long term option, but costs and feasibility are not there yet. Staff recently attended briefing on Calleguas potential West County Connection facilities. The potential connection exists for a connection between Calleguas West County Connection Pipeline and UWCD pumping fields, which has strong potential to improve ground water quality and reliability for PHWA. Staff will monitor, participate as appropriate and advise PHWA Board.

PHWA
Current Working Issues

12	Agreement Negotiations	City/ Oxnard	Land lease agreement at City Filtration Plant	PHWA Plant is on City of Oxnard Property. Oxnard does not want to extend agreement at current rate of \$1 per year, and has indicated that they may eventually need the property for future water or wastewater improvements/expansion. Currently staff has conceptually agreed to agreement to extend lease for 5 years with 5 one year optional extensions, pending review and approval by legal counsel, then agreement will be presented to governing bodies for approval. On PHWA Board for discussion and approval 10/17/16.
13	Agreement Negotiations	UWCD, PHWA, CIBCSO, City of Oxnard, et al	Renegotiating amendment to Water Supply Agreement with UWCD, PHWA, City of Oxnard and others	Extension of existing agreement with addendments for 40 years. Revised agreement substantially complete at staff level. UWCD has made substantial concessions, one more round of negotiations at staff level contemplated. Completion date for staff review is end of September. Legal review completion scheduled for end of November and Board approval(s) by late 2016 - early 2017. Increased participation by Oxnard staff in technical review at recent meeting held 9/21 was productive and bodes well toward finalization of amendment by end of this year.




PHWA
Current Working Issues

13	Water Quality Improv's	UWCD, PHWA, CIBCSO, City of Oxnard, et al	UWCD plans to build Iron and Manganese Treatment Plant in El Rio	<p>Estimated PHWA share of cost \$2.2 million. Cost will be amortized over future life of agreement and potentially reduced by state grants. Technical Initial test runs by UWCD have been very good. UWCD's plan to proceed with Iron and Manganese Treatment plant contingent on long year extension of current O/H pipeline agreement. UWCD may still be required to blend water from upper and lower aquifer wells to reduce nitrate levels to acceptable levels, but water quality should be improved to point where the PHWA will be able to restart the City's treatment plant, and restore water quality to pre-drought levels. Nevertheless, it will require require 2-4 years for UWCD to construct a new treatment facility.</p>
14	Water Quality Improv's	UWCD, PHWA, CIBCSO, City of Oxnard, et al	UWCD plans to build solar array field near Piru	<p>Estimated PHWA share of cost \$2.1 million. Project does not improve water quality, but will reduce cost of pumping in O/H pipeline. Environmental documents underway. Cost will be amortized over future life of agreement. UWCD is also optimistic that grant funding will reduce project costs. Project also expected to self fund in 1-2 years.</p>
15	General	COPH	Water Financial Study	<p>City only, although future capital improvements in the City, at City PHWA R/O Filtration plant and by UWCD should be included in future cost of water as delivered to PHWA and to City customers. Draft Scope of Work for the RFP for Financial Analysis (Rate Study) will go to City Council in Sept for review, and proposals should be subsequently solicited. Note: The Draft RFP will also include projected costs of vital improvements to the City's water distribution system as included in the City's Water Distribution System Master Plan dated August 2011. On City Council Agenda for authorization to release RFP on 10/3/16</p>

PHWA
Current Working Issues

16	General	CIBCSO	Water Supply Feasibility Study	<p>CIBCSO plans to undertake a water supply feasibility study in FY 2016/17 to consider potential alternative supplies to augment or offset loss of groundwater pumping allocations. First phase of study will be to develop potential projects and identify District Board goals and rate the projects taking into account those District Board established goals i.e. Pricing, quality, sustainability, reliability etc. PHWA staff will work cooperatively with CIBCSO staff as appropriate.</p>
----	---------	--------	--------------------------------	---





Plan A – PHWA

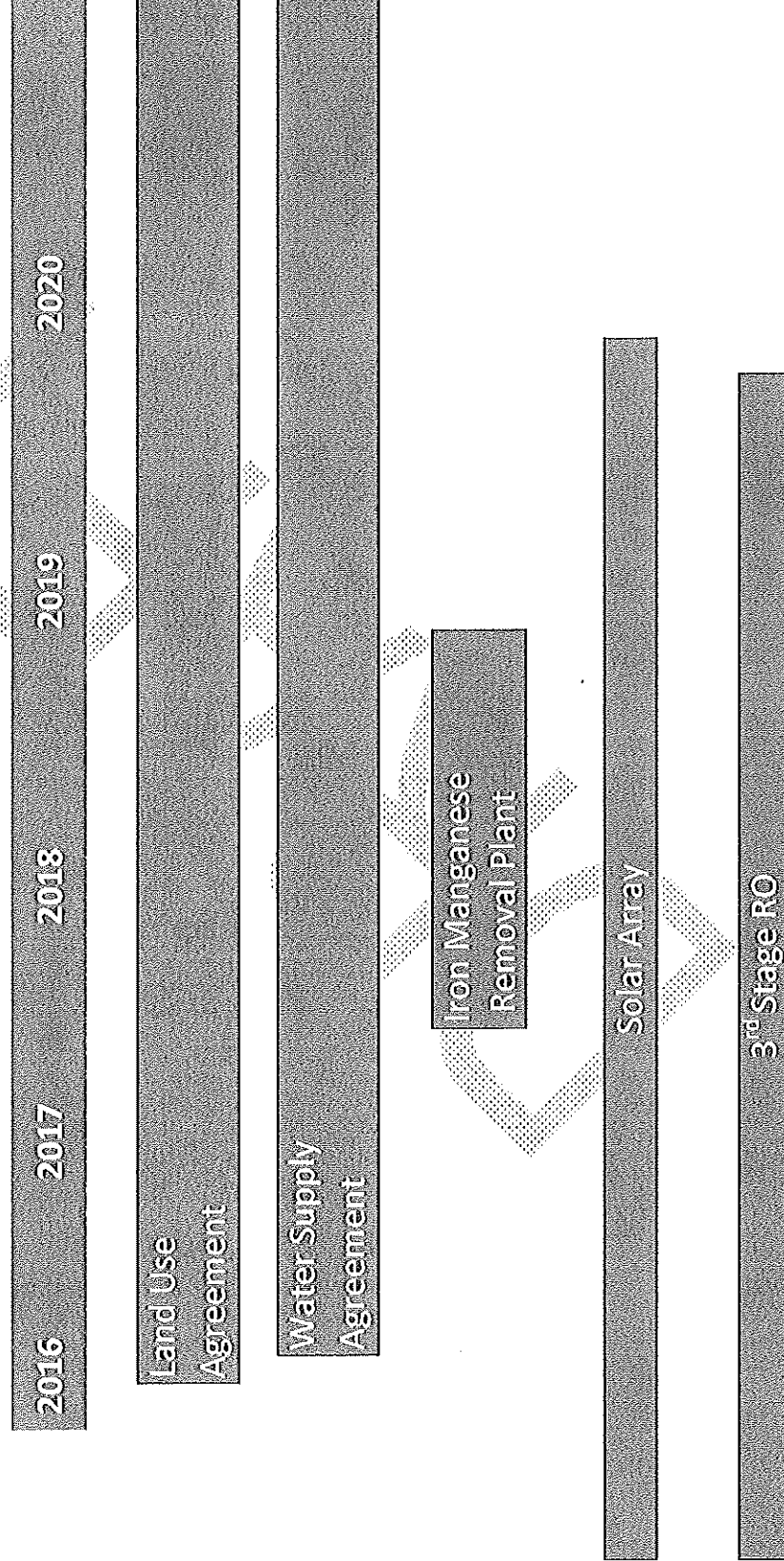
Actions Planned: To Improve Water Supply Reliability

and Quality

Title	Start Date	Planned End Date
1. Land Use Agreement – Oxnard	5/11/2015	11/15/2016
2. Water Supply Agreement – UWCD, 5/1/2015 Oxnard, PHWA & Mutual Water Companies	5/1/2015	3/15/2017
3. Iron Manganese Removal Plant by UWCD	3/15/2017	8/15/2018
4. Solar Array Project by UWCD	3/15/2017	3/15/2018
5. 3 rd Stage RO Plant Improvement by PHWA	1/15/2017	4/15/2018



Plan "A" - Timeline






Risk Considerations

What potential adverse actions might occur?

1. State Ground Water Management Act requirements
2. Fox Canyon GMA may impose additional or tighter restrictions on Ground Water Pumping
3. Conflict in water allocations between Agricultural users and M&I
4. Additional federal or state restrictions – not currently contemplated could reduce state water deliveries or groundwater extraction
5. The current drought can continue
6. An earthquake of other natural disaster disrupting State Water delivery



Plan B - Alternatives

- Reactivate Wells – Feasibility questionable
- Package Desalination Plants – Feasibility questionable
- Potential Cooperative Agreement with City of Oxnard
- Potential Connection of UWCD with Calleguas West County Interconnection Project




PLAN B - Alternatives:

Potential Interconnection between Calleguas and West County Water Agencies



Calleguas MWD Needs:

- Need supplies to help meet demands during a 6 month outage of imported supplies
- 110 cfs per draft Master Plan
 - Seawater desalination can meet that need but it ...
 - is very expensive

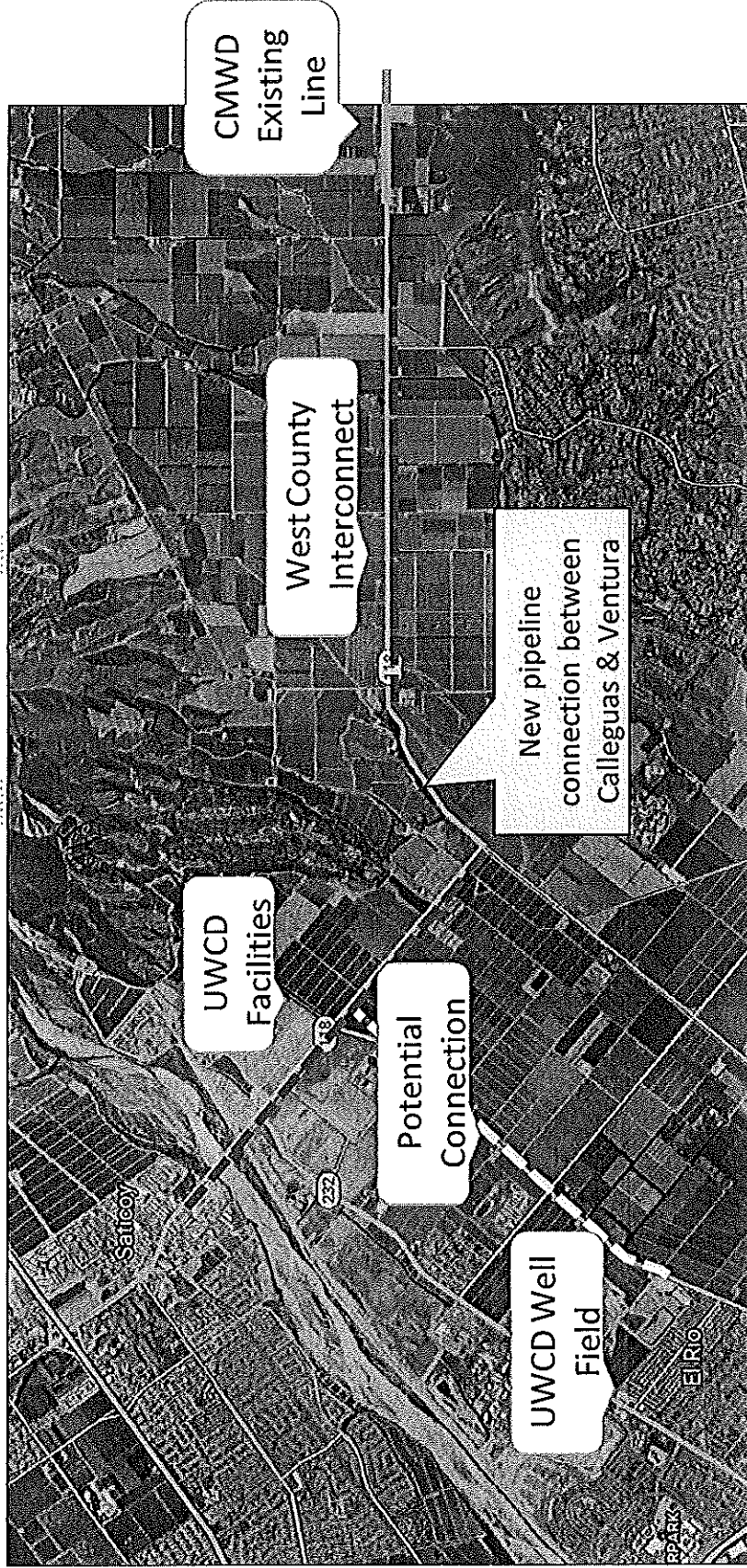


- can only be permitted if all alternative supplies have been evaluated and the feasible ones have been implemented

DRAFT



Proposed West County Interconnect



Advantage to Calleguas:

- Pre-deliver water to receive back during a long term outage of imported supply
- Smaller seawater desalination plant
- Makes permitting easier
- Saves money

Advantage to PHWA

- Additional recharge of groundwater basin


- Improve sustainability of basin
- Improve long term ground water availability

Future Steps

- Perform a multi-agency engineering study to analyze hydraulics, define infrastructure needs, and estimate costs
- Negotiate agreements
- Wheeling by Calleguas & Metropolitan



- Pre-delivery and emergency supply by Ventura and Calleguas
- Sharing of costs according to benefit/service provided to each of the four agencies
- Seek approval of governing bodies



Summary - Staff Recommendations

- Proceed with Plan A – consistent with Board’s prior directions

- Continue to monitor, evaluate, and report back to Board changes in status in laws, regulations etc. and impact on PHWA
- Continue to meet with UWCD, City and others to evaluate future long term opportunities – Plan B

September 28, 2016

Memorandum

To: Mr. Steve Hickox, Water Operations Manager
City of Port Hueneme

From: Lynn M. Takaichi

Subject: Status Report No. 13
PHWA Water Supply Strategy Implementation
WC-023

This memorandum summarized activities performed from the previous Board meeting to present. This status report is organized by the tasks listed in the Task Order.

1. Attend Meetings with Other Utilities
 - Reviewed latest draft Agreement and attended meeting with OH Pipeline Contractors (8/16)
Attendees: Guardado, Emmert, Rivera, Ellis, Grisham, Richardson (UWCD); Britt, Hickox, Takaichi (PHWA); Bouchard (CIBCSO); Mouderrres, Saperstein (Oxnard); Eranio (Vineyard Estates)
Topics of discussion (agenda attached): Status of CIP; status of well improvement projects; status of Fe and Mn treatment project (concurrence of contractors being sought); negotiation of terms of OH Agreement (near final revisions being prepared); Oxnard issues related to the Agreement.
2. Attend Meetings with Regulatory Agencies
 - None
3. Attend Meetings with PHWA Board and Committees
 - Prepared status report
4. Assist PHWA with Negotiation Assistance to Modify Existing Agreements
 - No activity
5. Continue to refine PHWA Water Supply Strategy
 - No activity
6. Assist PHWA with Developing a Long Term Water Supply Strategy
 - No activity

AGENDA

UNITED WATER CONSERVATION DISTRICT OXNARD-HUENEME PIPELINE SYSTEM CONTRACTORS MEETING

Tuesday, 21 Sep 2016

1:30 P.M.

City of Oxnard Civic Center, City Hall, 305 East Third Street, Oxnard CA
East Wing 3rd Floor, Large Conference Room

1. Introductions
2. Projects to Reduce Long-Term Operating Expenditures
 - 2.1. Solar Electricity Generation Project Status – CEQA Completed, RFQ-RFP for Solar Vendors Being Prepared; Comparing District-Owned V. Power Purchase Agreement
 - 2.2. Pump & Motor Efficiency Upgrades Project Status – SCE Approved Project; in Progress
 - 2.3. Area Lighting Upgrades Project Status – SCE Approved Project; in Progress
 - 2.4. Pump Sequencing Optimization Project Status – SCE Approved Project; in Progress
3. Water Quality
 - 3.1. Nitrate
 - 3.1.1. Well #18 Project Status (Replacing Well #4 – High NO3) – Site Grading Completed; Yard Piping & Electrical in Progress; Driller (Bakersfield Pump) Under Contract
 - 3.2. Iron and Manganese
 - 3.2.1. Centralized Fe & Mn Removal Treatment
 - 3.2.1.1. Technical Memorandum & Cost Estimate
 - 3.2.1.2. Ballot Rules As Per CRC – Weighted Ballot Appropriate for OH System
 - 3.3. Potential Delivery of Advanced Treated Recycled Water to Forebay Upstream of El Rio Wellfield (Drought Operations) – Planning & Permitting in Progress; Groundwater Hydraulic Model Results Favorable; Side Agreement with Oxnard Necessary; Engineer's Report for Recharge Necessary
 - 3.4. Potential Delivery of Wheeled State Water Project Water to El Rio Facility
 - 3.4.1. Coordination with Calleguas Municipal Water District, City of Ventura, Casitas Municipal Water District in Progress
 - 3.4.2. Potential Wheeling of Portion Leased by PHWA (1,850 AFY) but not Used
4. Amendment No. 4 to Water Supply Agreement
5. Adjourn (Next Meeting: 08 or 15 Nov 2016 13:30)

AGENDA

UNITED WATER CONSERVATION DISTRICT OXNARD-HUENEME PIPELINE SYSTEM CONTRACTORS MEETING

Tuesday, 21 Sep 2016

1:30 P.M.

City of Oxnard Civic Center, City Hall, 305 East Third Street, Oxnard CA
East Wing 3rd Floor, Large Conference Room

1. Introductions
2. Projects to Reduce Long-Term Operating Expenditures
 - 2.1. Solar Electricity Generation Project Status – CEQA Completed, RFQ-RFP for Solar Vendors Being Prepared; Comparing District-Owned V. Power Purchase Agreement
 - 2.2. Pump & Motor Efficiency Upgrades Project Status – SCE Approved Project; in Progress
 - 2.3. Area Lighting Upgrades Project Status – SCE Approved Project; in Progress
 - 2.4. Pump Sequencing Optimization Project Status – SCE Approved Project; in Progress
3. Water Quality
 - 3.1. Nitrate
 - 3.1.1. Well #18 Project Status (Replacing Well #4 – High NO₃) – Site Grading Completed; Yard Piping & Electrical in Progress; Driller (Bakersfield Pump) Under Contract
 - 3.2. Iron and Manganese
 - 3.2.1. Centralized Fe & Mn Removal Treatment
 - 3.2.1.1. Technical Memorandum & Cost Estimate
 - 3.2.1.2. Ballot Rules As Per CRC – Weighted Ballot Appropriate for OH System
 - 3.3. Potential Delivery of Advanced Treated Recycled Water to Forebay Upstream of El Rio Wellfield (Drought Operations) – Planning & Permitting in Progress; Groundwater Hydraulic Model Results Favorable; Side Agreement with Oxnard Necessary; Engineer's Report for Recharge Necessary
 - 3.4. Potential Delivery of Wheeled State Water Project Water to El Rio Facility
 - 3.4.1. Coordination with Calleguas Municipal Water District, City of Ventura, Casitas Municipal Water District in Progress
 - 3.4.2. Potential Wheeling of Portion Leased by PHWA (1,850 AFY) but not Used
4. Amendment No. 4 to Water Supply Agreement
5. Adjourn (Next Meeting: 08 or 15 Nov 2016 13:30)

TABLE OF CONTENTS

CHANNEL ISLANDS BEACH COMMUNITY SERVICES DISTRICT
2016 Wastewater Revenue Refunding Bonds
(Refinancing of 2005 Wastewater Bonds)
FINAL NUMBERS

Report	Page
Sources and Uses of Funds	1
Savings	2
Summary of Refunding Results	3
Bond Pricing	4
Call Provisions	5
Bond Summary Statistics	6
Form 8038 Statistics	7
Underwriter's Discount	9
Average Takedown	10
Bond Debt Service	11
Summary of Bonds Refunded	13
Prior Bond Debt Service	14
Escrow Requirements	16
Escrow Cost	18
Escrow Cost Detail	19
Escrow Sufficiency	20
Escrow Statistics	21
Proof of Arbitrage Yield	22
Formula Verification	24

SOURCES AND USES OF FUNDS

CHANNEL ISLANDS BEACH COMMUNITY SERVICES DISTRICT
 2016 Wastewater Revenue Refunding Bonds
 (Refinancing of 2005 Wastewater Bonds)
 FINAL NUMBERS

Dated Date 09/29/2016
 Delivery Date 09/29/2016

Sources:

Bond Proceeds:	
Par Amount	2,605,000.00
Net Premium	158,440.50
	2,763,440.50
Other Sources of Funds:	
Prior Debt Service Fund	163,111.25
Prior DSR (UB Trust Stmt 8.31.16)	236,395.46
	399,506.71
	3,162,947.21

Uses:

Refunding Escrow Deposits:	
Cash Deposit	2,988,111.25
Delivery Date Expenses:	
Cost of Issuance	135,033.88
Underwriter's Discount	26,050.00
Bond Insurance (27 bps)	9,561.49
Surety Bond (2.2%)	4,190.59
	174,835.96
	3,162,947.21

SAVINGS

CHANNEL ISLANDS BEACH COMMUNITY SERVICES DISTRICT
2016 Wastewater Revenue Refunding Bonds
(Refinancing of 2005 Wastewater Bonds)
FINAL NUMBERS

Date	Prior Debt Service	Prior Receipts	Prior Net Cash Flow	Refunding Debt Service	Savings	Present Value to 09/29/2016 @ 2.5498455%
11/01/2016	163,111.25	163,111.25	237,262.50	186,990.70	50,271.80	49,168.96
11/01/2017	237,262.50		238,082.50	187,581.26	50,501.24	48,233.43
11/01/2018	238,082.50		238,582.50	190,481.26	48,101.24	44,793.21
11/01/2019	238,582.50		233,805.00	182,181.26	51,623.74	46,839.87
11/01/2020	233,805.00		233,975.00	184,031.26	49,943.74	44,181.80
11/01/2021	233,975.00		233,750.00	185,731.26	48,018.74	41,416.11
11/01/2022	233,750.00		238,287.50	186,131.26	52,156.24	43,832.59
11/01/2023	238,287.50		237,350.00	186,331.26	51,018.74	41,803.33
11/01/2024	237,350.00		236,175.00	186,331.26	49,843.74	39,818.19
11/01/2025	236,175.00		234,762.50	186,131.26	48,631.24	37,877.00
11/01/2026	234,762.50		237,412.50	185,731.26	51,681.24	39,222.89
11/01/2027	237,412.50		234,537.50	185,131.26	49,406.24	36,556.12
11/01/2028	234,537.50		236,400.00	184,331.26	52,068.74	37,541.83
11/01/2029	236,400.00		237,737.50	188,331.26	49,406.24	34,727.50
11/01/2030	237,737.50		238,550.00	189,331.26	49,218.74	33,708.17
11/01/2031	238,550.00		233,837.50	185,000.00	48,837.50	32,588.40
11/01/2032	233,837.50		238,862.50	190,462.50	48,400.00	31,466.84
11/01/2033	238,862.50		238,100.00	185,650.00	52,450.00	33,216.58
11/01/2034	238,100.00		236,812.50	185,400.00	51,412.50	31,722.16
11/01/2035	236,812.50					
	4,657,393.75	163,111.25	4,494,282.50	3,541,290.84	952,991.66	748,714.99

Savings Summary

Dated Date	09/29/2016
Delivery Date	09/29/2016
PV of savings from cash flow	748,714.99
Less: Prior funds on hand	(236,395.46)
Net PV Savings	512,319.53

Total Cash Flow Savings

SUMMARY OF REFUNDING RESULTS

CHANNEL ISLANDS BEACH COMMUNITY SERVICES DISTRICT
2016 Wastewater Revenue Refunding Bonds
(Refinancing of 2005 Wastewater Bonds)
FINAL NUMBERS

Dated Date	09/29/2016
Delivery Date	09/29/2016
Arbitrage yield	2.549846%
Escrow yield	0.000000%
Value of Negative Arbitrage	
Bond Par Amount	2,605,000.00
True Interest Cost	2.694706%
Net Interest Cost	2.770489%
All-In TIC	3.316566%
Average Coupon	3.226747%
Average Life	11.139
Par amount of refunded bonds	2,915,000.00
Average coupon of refunded bonds	5.158926%
Average life of refunded bonds	11.187
PV of prior debt to 09/29/2016 @ 2.549846%	3,685,238.31
Net PV Savings	512,319.53
Percentage savings of refunded bonds	17.575284%

BOND PRICING

CHANNEL ISLANDS BEACH COMMUNITY SERVICES DISTRICT
2016 Wastewater Revenue Refunding Bonds
(Refinancing of 2005 Wastewater Bonds)
FINAL NUMBERS

Bond Component	Maturity Date	Amount	Rate	Yield	Price	Yield to Maturity	Call Date	Call Price	Premium (-Discount)	Takedown
Bond Component:										
	11/01/2017	95,000	2.000%	0.790%	101.309				1,243.55	2,500
	11/01/2018	105,000	2.000%	0.880%	102.312				2,427.60	3,250
	11/01/2019	110,000	3.000%	1.020%	106.005				6,605.50	3,250
	11/01/2020	105,000	3.000%	1.150%	107.368				7,736.40	3,250
	11/01/2021	110,000	3.000%	1.280%	108.447				9,291.70	6,250
	11/01/2022	115,000	4.000%	1.410%	115.060				17,319.00	6,250
	11/01/2023	120,000	4.000%	1.560%	116.313				19,575.60	6,250
	11/01/2024	125,000	4.000%	1.700%	117.312				21,640.00	6,250
	11/01/2025	130,000	4.000%	1.840%	116.163 C	2.042%	11/01/2024	100.000	21,011.90	5,000
	11/01/2026	135,000	4.000%	1.970%	115.108 C	2.312%	11/01/2024	100.000	20,395.80	5,000
	11/01/2027	140,000	4.000%	2.150%	113.666 C	2.575%	11/01/2024	100.000	19,132.40	5,000
	11/01/2028	145,000	4.000%	2.310%	112.402 C	2.785%	11/01/2024	100.000	17,982.90	5,000
	11/01/2029	150,000	4.000%	2.440%	111.386 C	2.945%	11/01/2024	100.000	17,079.00	5,000
	11/01/2030	160,000	2.500%	2.750%	97.094				(4,649.60)	5,000
	11/01/2031	165,000	2.625%	2.850%	97.254				(4,530.90)	5,000
	11/01/2032	165,000	2.750%	2.950%	97.451				(4,205.85)	5,000
	11/01/2033	175,000	2.750%	3.000%	96.675				(5,818.75)	5,000
	11/01/2034	175,000	3.000%	3.050%	99.307				(1,212.75)	5,000
	11/01/2035	180,000	3.000%	3.100%	98.565				(2,583.00)	5,000
		2,605,000							158,440.50	

Dated Date	09/29/2016	
Delivery Date	09/29/2016	
First Coupon	05/01/2017	
Par Amount	2,605,000.00	
Premium	158,440.50	
Production	2,763,440.50	106.082169%
Underwriter's Discount	(26,050.00)	(1.000000%)
Purchase Price	2,737,390.50	105.082169%
Accrued Interest		
Net Proceeds	2,737,390.50	

CALL PROVISIONS

CHANNEL ISLANDS BEACH COMMUNITY SERVICES DISTRICT
 2016 Wastewater Revenue Refunding Bonds
 (Refinancing of 2005 Wastewater Bonds)
 FINAL NUMBERS

Call Table: CALL

Call Date	Call Price
11/01/2024	100.00

Call Provisions Setup

Bond Component	Call Table	Callable Dates
Bond Component	CALL	Any Date

BOND SUMMARY STATISTICS

CHANNEL ISLANDS BEACH COMMUNITY SERVICES DISTRICT
2016 Wastewater Revenue Refunding Bonds
(Refinancing of 2005 Wastewater Bonds)
FINAL NUMBERS

Dated Date	09/29/2016
Delivery Date	09/29/2016
First Coupon	05/01/2017
Last Maturity	11/01/2035
Arbitrage Yield	2.549846%
True Interest Cost (TIC)	2.694706%
Net Interest Cost (NIC)	2.770489%
All-In TIC	3.316566%
Average Coupon	3.226747%
Average Life (years)	11.139
Duration of Issue (years)	9.214
Par Amount	2,605,000.00
Bond Proceeds	2,763,440.50
Total Interest	936,290.84
Net Interest	803,900.34
Bond Years from Dated Date	29,016,555.56
Bond Years from Delivery Date	29,016,555.56
Total Debt Service	3,541,290.84
Maximum Annual Debt Service	190,481.26
Average Annual Debt Service	185,515.82
Underwriter's Fees (per \$1000)	
Average Takedown	4.919386
Management Fee	2.142518
Other Fee	2.938096
Total Underwriter's Discount	10.000000
Bid Price	105.082169

Bond Component	Par Value	Price	Average Coupon	Average Life	PV of 1 bp change
Bond Component	2,605,000.00	106.082	3.227%	11.139	2,299.75
	2,605,000.00			11.139	2,299.75

	TIC	All-In TIC	Arbitrage Yield
Par Value	2,605,000.00	2,605,000.00	2,605,000.00
+ Accrued Interest			
+ Premium (Discount)	158,440.50	158,440.50	158,440.50
- Underwriter's Discount	(26,050.00)	(26,050.00)	
- Cost of Issuance Expense		(135,033.88)	
- Other Amounts		(13,752.08)	(13,752.08)
Target Value	2,737,390.50	2,588,604.54	2,749,688.42
Target Date	09/29/2016	09/29/2016	09/29/2016
Yield	2.694706%	3.316566%	2.549846%

FORM 8038 STATISTICS

CHANNEL ISLANDS BEACH COMMUNITY SERVICES DISTRICT
2016 Wastewater Revenue Refunding Bonds
(Refinancing of 2005 Wastewater Bonds)
FINAL NUMBERS

Dated Date 09/29/2016
Delivery Date 09/29/2016

Bond Component	Date	Principal	Coupon	Price	Issue Price	Redemption at Maturity
Bond Component:						
	11/01/2017	95,000.00	2.000%	101.309	96,243.55	95,000.00
	11/01/2018	105,000.00	2.000%	102.312	107,427.60	105,000.00
	11/01/2019	110,000.00	3.000%	106.005	116,605.50	110,000.00
	11/01/2020	105,000.00	3.000%	107.368	112,736.40	105,000.00
	11/01/2021	110,000.00	3.000%	108.447	119,291.70	110,000.00
	11/01/2022	115,000.00	4.000%	115.060	132,319.00	115,000.00
	11/01/2023	120,000.00	4.000%	116.313	139,575.60	120,000.00
	11/01/2024	125,000.00	4.000%	117.312	146,640.00	125,000.00
	11/01/2025	130,000.00	4.000%	116.163	151,011.90	130,000.00
	11/01/2026	135,000.00	4.000%	115.108	155,395.80	135,000.00
	11/01/2027	140,000.00	4.000%	113.666	159,132.40	140,000.00
	11/01/2028	145,000.00	4.000%	112.402	162,982.90	145,000.00
	11/01/2029	150,000.00	4.000%	111.386	167,079.00	150,000.00
	11/01/2030	160,000.00	2.500%	97.094	155,350.40	160,000.00
	11/01/2031	165,000.00	2.625%	97.254	160,469.10	165,000.00
	11/01/2032	165,000.00	2.750%	97.451	160,794.15	165,000.00
	11/01/2033	175,000.00	2.750%	96.675	169,181.25	175,000.00
	11/01/2034	175,000.00	3.000%	99.307	173,787.25	175,000.00
	11/01/2035	180,000.00	3.000%	98.565	177,417.00	180,000.00
		2,605,000.00			2,763,440.50	2,605,000.00

	Maturity Date	Interest Rate	Issue Price	Stated Redemption at Maturity	Weighted Average Maturity	Yield
Final Maturity	11/01/2035	3.000%	177,417.00	180,000.00		
Entire Issue			2,763,440.50	2,605,000.00	10.9353	2.5498%

Proceeds used for accrued interest	0.00
Proceeds used for bond issuance costs (including underwriters' discount)	161,083.88
Proceeds used for credit enhancement	13,752.08
Proceeds allocated to reasonably required reserve or replacement fund	0.00
Proceeds used to currently refund prior issues	2,588,604.54
Proceeds used to advance refund prior issues	0.00
Remaining weighted average maturity of the bonds to be currently refunded	11.2919
Remaining weighted average maturity of the bonds to be advance refunded	0.0000

FORM 8038 STATISTICS

CHANNEL ISLANDS BEACH COMMUNITY SERVICES DISTRICT
2016 Wastewater Revenue Refunding Bonds
(Refinancing of 2005 Wastewater Bonds)
FINAL NUMBERS

Refunded Bonds

Bond Component	Date	Principal	Coupon	Price	Issue Price	
2005 Wastewater Bonds:						
BOND	11/01/2016	90,000.00	4.400%	100.000	90,000.00	
BOND	11/01/2017	95,000.00	4.400%	98.250	93,337.50	
BOND	11/01/2018	100,000.00	4.500%	98.250	98,250.00	
BOND	11/01/2019	105,000.00	4.550%	98.250	103,162.50	
BOND	11/01/2020	105,000.00	4.600%	98.250	103,162.50	
TERM25	11/01/2021	110,000.00	4.750%	98.104	107,914.40	
TERM25	11/01/2022	115,000.00	4.750%	98.104	112,819.60	
TERM25	11/01/2023	125,000.00	4.750%	98.104	122,630.00	
TERM25	11/01/2024	130,000.00	4.750%	98.104	127,535.20	
TERM25	11/01/2025	135,000.00	4.750%	98.104	132,440.40	
TERM35	11/01/2026	140,000.00	5.250%	102.936	144,110.40	
TERM35	11/01/2027	150,000.00	5.250%	102.936	154,404.00	
TERM35	11/01/2028	155,000.00	5.250%	102.936	159,550.80	
TERM35	11/01/2029	165,000.00	5.250%	102.936	169,844.40	
TERM35	11/01/2030	175,000.00	5.250%	102.936	180,138.00	
TERM35	11/01/2031	185,000.00	5.250%	102.936	190,431.60	
TERM35	11/01/2032	190,000.00	5.250%	102.936	195,578.40	
TERM35	11/01/2033	205,000.00	5.250%	102.936	211,018.80	
TERM35	11/01/2034	215,000.00	5.250%	102.936	221,312.40	
TERM35	11/01/2035	225,000.00	5.250%	102.936	231,606.00	
					2,915,000.00	2,949,246.90

	Last Call Date	Issue Date	Remaining Weighted Average Maturity
2005 Wastewater Bonds	11/01/2016	12/28/2005	11.2919
All Refunded Issues	11/01/2016		11.2919

UNDERWRITER'S DISCOUNT

CHANNEL ISLANDS BEACH COMMUNITY SERVICES DISTRICT
2016 Wastewater Revenue Refunding Bonds
(Refinancing of 2005 Wastewater Bonds)
FINAL NUMBERS

Underwriter's Discount	\$/1000	Amount
Average Takedown	4.91939	12,815.00
Management Fee	2.14252	5,581.26
Expenses	1.01871	2,653.74
Underwriter's Counsel	1.91939	5,000.00
	10.00000	26,050.00

AVERAGE TAKEDOWN

CHANNEL ISLANDS BEACH COMMUNITY SERVICES DISTRICT
 2016 Wastewater Revenue Refunding Bonds
 (Refinancing of 2005 Wastewater Bonds)
 FINAL NUMBERS

Dated Date 09/29/2016
 Delivery Date 09/29/2016

Bond Component	Maturity Date	Par Amount	Takedown \$/Bond	Takedown Amount
Bond Component:				
	11/01/2017	95,000	2.5000	237.50
	11/01/2018	105,000	3.2500	341.25
	11/01/2019	110,000	3.2500	357.50
	11/01/2020	105,000	3.2500	341.25
	11/01/2021	110,000	6.2500	687.50
	11/01/2022	115,000	6.2500	718.75
	11/01/2023	120,000	6.2500	750.00
	11/01/2024	125,000	6.2500	781.25
	11/01/2025	130,000	5.0000	650.00
	11/01/2026	135,000	5.0000	675.00
	11/01/2027	140,000	5.0000	700.00
	11/01/2028	145,000	5.0000	725.00
	11/01/2029	150,000	5.0000	750.00
	11/01/2030	160,000	5.0000	800.00
	11/01/2031	165,000	5.0000	825.00
	11/01/2032	165,000	5.0000	825.00
	11/01/2033	175,000	5.0000	875.00
	11/01/2034	175,000	5.0000	875.00
	11/01/2035	180,000	5.0000	900.00
		2,605,000	4.9194	12,815.00

BOND DEBT SERVICE

CHANNEL ISLANDS BEACH COMMUNITY SERVICES DISTRICT
2016 Wastewater Revenue Refunding Bonds
(Refinancing of 2005 Wastewater Bonds)
FINAL NUMBERS

Dated Date 09/29/2016
Delivery Date 09/29/2016

Period Ending	Principal	Interest	Debt Service	Annual Debt Service
05/01/2017		49,750.07	49,750.07	
11/01/2017	95,000	42,240.63	137,240.63	186,990.70
05/01/2018		41,290.63	41,290.63	
11/01/2018	105,000	41,290.63	146,290.63	187,581.26
05/01/2019		40,240.63	40,240.63	
11/01/2019	110,000	40,240.63	150,240.63	190,481.26
05/01/2020		38,590.63	38,590.63	
11/01/2020	105,000	38,590.63	143,590.63	182,181.26
05/01/2021		37,015.63	37,015.63	
11/01/2021	110,000	37,015.63	147,015.63	184,031.26
05/01/2022		35,365.63	35,365.63	
11/01/2022	115,000	35,365.63	150,365.63	185,731.26
05/01/2023		33,065.63	33,065.63	
11/01/2023	120,000	33,065.63	153,065.63	186,131.26
05/01/2024		30,665.63	30,665.63	
11/01/2024	125,000	30,665.63	155,665.63	186,331.26
05/01/2025		28,165.63	28,165.63	
11/01/2025	130,000	28,165.63	158,165.63	186,331.26
05/01/2026		25,565.63	25,565.63	
11/01/2026	135,000	25,565.63	160,565.63	186,131.26
05/01/2027		22,865.63	22,865.63	
11/01/2027	140,000	22,865.63	162,865.63	185,731.26
05/01/2028		20,065.63	20,065.63	
11/01/2028	145,000	20,065.63	165,065.63	185,131.26
05/01/2029		17,165.63	17,165.63	
11/01/2029	150,000	17,165.63	167,165.63	184,331.26
05/01/2030		14,165.63	14,165.63	
11/01/2030	160,000	14,165.63	174,165.63	188,331.26
05/01/2031		12,165.63	12,165.63	
11/01/2031	165,000	12,165.63	177,165.63	189,331.26
05/01/2032		10,000.00	10,000.00	
11/01/2032	165,000	10,000.00	175,000.00	185,000.00
05/01/2033		7,731.25	7,731.25	
11/01/2033	175,000	7,731.25	182,731.25	190,462.50
05/01/2034		5,325.00	5,325.00	
11/01/2034	175,000	5,325.00	180,325.00	185,650.00
05/01/2035		2,700.00	2,700.00	
11/01/2035	180,000	2,700.00	182,700.00	185,400.00
	2,605,000	936,290.84	3,541,290.84	3,541,290.84

BOND DEBT SERVICE

CHANNEL ISLANDS BEACH COMMUNITY SERVICES DISTRICT
2016 Wastewater Revenue Refunding Bonds
(Refinancing of 2005 Wastewater Bonds)
FINAL NUMBERS

Dated Date 09/29/2016
Delivery Date 09/29/2016

Period Ending	Principal	Interest	Debt Service
11/01/2017	95,000	91,990.70	186,990.70
11/01/2018	105,000	82,581.26	187,581.26
11/01/2019	110,000	80,481.26	190,481.26
11/01/2020	105,000	77,181.26	182,181.26
11/01/2021	110,000	74,031.26	184,031.26
11/01/2022	115,000	70,731.26	185,731.26
11/01/2023	120,000	66,131.26	186,131.26
11/01/2024	125,000	61,331.26	186,331.26
11/01/2025	130,000	56,331.26	186,331.26
11/01/2026	135,000	51,131.26	186,131.26
11/01/2027	140,000	45,731.26	185,731.26
11/01/2028	145,000	40,131.26	185,131.26
11/01/2029	150,000	34,331.26	184,331.26
11/01/2030	160,000	28,331.26	188,331.26
11/01/2031	165,000	24,331.26	189,331.26
11/01/2032	165,000	20,000.00	185,000.00
11/01/2033	175,000	15,462.50	190,462.50
11/01/2034	175,000	10,650.00	185,650.00
11/01/2035	180,000	5,400.00	185,400.00
	2,605,000	936,290.84	3,541,290.84

SUMMARY OF BONDS REFUNDED

CHANNEL ISLANDS BEACH COMMUNITY SERVICES DISTRICT
 2016 Wastewater Revenue Refunding Bonds
 (Refinancing of 2005 Wastewater Bonds)
 FINAL NUMBERS

Bond	Maturity Date	Interest Rate	Par Amount	Call Date	Call Price
2005 Wastewater Bonds, 2005:					
BOND	11/01/2016	4.400%	90,000.00		
	11/01/2017	4.400%	95,000.00	11/01/2016	100.000
	11/01/2018	4.500%	100,000.00	11/01/2016	100.000
	11/01/2019	4.550%	105,000.00	11/01/2016	100.000
	11/01/2020	4.600%	105,000.00	11/01/2016	100.000
TERM25	11/01/2021	4.750%	110,000.00	11/01/2016	100.000
	11/01/2022	4.750%	115,000.00	11/01/2016	100.000
	11/01/2023	4.750%	125,000.00	11/01/2016	100.000
	11/01/2024	4.750%	130,000.00	11/01/2016	100.000
	11/01/2025	4.750%	135,000.00	11/01/2016	100.000
TERM35	11/01/2026	5.250%	140,000.00	11/01/2016	100.000
	11/01/2027	5.250%	150,000.00	11/01/2016	100.000
	11/01/2028	5.250%	155,000.00	11/01/2016	100.000
	11/01/2029	5.250%	165,000.00	11/01/2016	100.000
	11/01/2030	5.250%	175,000.00	11/01/2016	100.000
	11/01/2031	5.250%	185,000.00	11/01/2016	100.000
	11/01/2032	5.250%	190,000.00	11/01/2016	100.000
	11/01/2033	5.250%	205,000.00	11/01/2016	100.000
	11/01/2034	5.250%	215,000.00	11/01/2016	100.000
	11/01/2035	5.250%	225,000.00	11/01/2016	100.000
			2,915,000.00		

PRIOR BOND DEBT SERVICE

CHANNEL ISLANDS BEACH COMMUNITY SERVICES DISTRICT
 2016 Wastewater Revenue Refunding Bonds
 (Refinancing of 2005 Wastewater Bonds)
 FINAL NUMBERS

Dated Date 09/29/2016
 Delivery Date 09/29/2016

Period Ending	Principal	Interest	Debt Service
11/01/2016	90,000	73,111.25	163,111.25
11/01/2017	95,000	142,262.50	237,262.50
11/01/2018	100,000	138,082.50	238,082.50
11/01/2019	105,000	133,582.50	238,582.50
11/01/2020	105,000	128,805.00	233,805.00
11/01/2021	110,000	123,975.00	233,975.00
11/01/2022	115,000	118,750.00	233,750.00
11/01/2023	125,000	113,287.50	238,287.50
11/01/2024	130,000	107,350.00	237,350.00
11/01/2025	135,000	101,175.00	236,175.00
11/01/2026	140,000	94,762.50	234,762.50
11/01/2027	150,000	87,412.50	237,412.50
11/01/2028	155,000	79,537.50	234,537.50
11/01/2029	165,000	71,400.00	236,400.00
11/01/2030	175,000	62,737.50	237,737.50
11/01/2031	185,000	53,550.00	238,550.00
11/01/2032	190,000	43,837.50	233,837.50
11/01/2033	205,000	33,862.50	238,862.50
11/01/2034	215,000	23,100.00	238,100.00
11/01/2035	225,000	11,812.50	236,812.50
	2,915,000	1,742,393.75	4,657,393.75

PRIOR BOND DEBT SERVICE

CHANNEL ISLANDS BEACH COMMUNITY SERVICES DISTRICT
 2016 Wastewater Revenue Refunding Bonds
 (Refinancing of 2005 Wastewater Bonds)
 FINAL NUMBERS

Dated Date 09/29/2016
 Delivery Date 09/29/2016

2005 Wastewater Bonds (2005)

Period Ending	Principal	Interest	Debt Service	Annual Debt Service
11/01/2016	90,000	73,111.25	163,111.25	163,111.25
05/01/2017		71,131.25	71,131.25	
11/01/2017	95,000	71,131.25	166,131.25	237,262.50
05/01/2018		69,041.25	69,041.25	
11/01/2018	100,000	69,041.25	169,041.25	238,082.50
05/01/2019		66,791.25	66,791.25	
11/01/2019	105,000	66,791.25	171,791.25	238,582.50
05/01/2020		64,402.50	64,402.50	
11/01/2020	105,000	64,402.50	169,402.50	233,805.00
05/01/2021		61,987.50	61,987.50	
11/01/2021	110,000	61,987.50	171,987.50	233,975.00
05/01/2022		59,375.00	59,375.00	
11/01/2022	115,000	59,375.00	174,375.00	233,750.00
05/01/2023		56,643.75	56,643.75	
11/01/2023	125,000	56,643.75	181,643.75	238,287.50
05/01/2024		53,675.00	53,675.00	
11/01/2024	130,000	53,675.00	183,675.00	237,350.00
05/01/2025		50,587.50	50,587.50	
11/01/2025	135,000	50,587.50	185,587.50	236,175.00
05/01/2026		47,381.25	47,381.25	
11/01/2026	140,000	47,381.25	187,381.25	234,762.50
05/01/2027		43,706.25	43,706.25	
11/01/2027	150,000	43,706.25	193,706.25	237,412.50
05/01/2028		39,768.75	39,768.75	
11/01/2028	155,000	39,768.75	194,768.75	234,537.50
05/01/2029		35,700.00	35,700.00	
11/01/2029	165,000	35,700.00	200,700.00	236,400.00
05/01/2030		31,368.75	31,368.75	
11/01/2030	175,000	31,368.75	206,368.75	237,737.50
05/01/2031		26,775.00	26,775.00	
11/01/2031	185,000	26,775.00	211,775.00	238,550.00
05/01/2032		21,918.75	21,918.75	
11/01/2032	190,000	21,918.75	211,918.75	233,837.50
05/01/2033		16,931.25	16,931.25	
11/01/2033	205,000	16,931.25	221,931.25	238,862.50
05/01/2034		11,550.00	11,550.00	
11/01/2034	215,000	11,550.00	226,550.00	238,100.00
05/01/2035		5,906.25	5,906.25	
11/01/2035	225,000	5,906.25	230,906.25	236,812.50
	2,915,000	1,742,393.75	4,657,393.75	4,657,393.75

ESCROW REQUIREMENTS

CHANNEL ISLANDS BEACH COMMUNITY SERVICES DISTRICT
 2016 Wastewater Revenue Refunding Bonds
 (Refinancing of 2005 Wastewater Bonds)
 FINAL NUMBERS

Dated Date 09/29/2016
 Delivery Date 09/29/2016

Period Ending	Principal	Interest	Principal Redeemed	Total
11/01/2016	90,000.00	73,111.25	2,825,000.00	2,988,111.25
	90,000.00	73,111.25	2,825,000.00	2,988,111.25

ESCROW REQUIREMENTS

CHANNEL ISLANDS BEACH COMMUNITY SERVICES DISTRICT
 2016 Wastewater Revenue Refunding Bonds
 (Refinancing of 2005 Wastewater Bonds)
 FINAL NUMBERS

Dated Date 09/29/2016
 Delivery Date 09/29/2016

Prior Debt (PRI)

Period Ending	Principal	Interest	Principal Redeemed	Total
11/01/2016	90,000.00	73,111.25	2,825,000.00	2,988,111.25
	90,000.00	73,111.25	2,825,000.00	2,988,111.25

ESCROW COST

CHANNEL ISLANDS BEACH COMMUNITY SERVICES DISTRICT
 2016 Wastewater Revenue Refunding Bonds
 (Refinancing of 2005 Wastewater Bonds)
 FINAL NUMBERS

Purchase Date	Cost of Securities	Cash Deposit	Total Escrow Cost
09/29/2016		2,988,111.25	2,988,111.25
	0	2,988,111.25	2,988,111.25

ESCROW COST DETAIL

CHANNEL ISLANDS BEACH COMMUNITY SERVICES DISTRICT
 2016 Wastewater Revenue Refunding Bonds
 (Refinancing of 2005 Wastewater Bonds)
 FINAL NUMBERS

Escrow	Purchase Date	Cost of Securities	Cash Deposit	Total Escrow Cost
DSF	09/29/2016		163,111.25	163,111.25
DSRF	09/29/2016		236,395.46	236,395.46
PROCEEDS	09/29/2016		2,588,604.54	2,588,604.54
		0	2,988,111.25	2,988,111.25

ESCROW SUFFICIENCY

CHANNEL ISLANDS BEACH COMMUNITY SERVICES DISTRICT
 2016 Wastewater Revenue Refunding Bonds
 (Refinancing of 2005 Wastewater Bonds)
 FINAL NUMBERS

Date	Escrow Requirement	Net Escrow Receipts	Excess Receipts	Excess Balance
09/29/2016		2,988,111.25	2,988,111.25	2,988,111.25
11/01/2016	2,988,111.25		(2,988,111.25)	
	2,988,111.25	2,988,111.25	0.00	

ESCROW STATISTICS

CHANNEL ISLANDS BEACH COMMUNITY SERVICES DISTRICT
 2016 Wastewater Revenue Refunding Bonds
 (Refinancing of 2005 Wastewater Bonds)
 FINAL NUMBERS

Escrow	Total Escrow Cost	Modified Duration (years)	Yield to Receipt Date	Yield to Disbursement Date	Perfect Escrow Cost	Value of Negative Arbitrage	Cost of Dead Time
DSF	163,111.25				162,744.30		366.95
DSRF	236,395.46				235,863.65		531.81
PROCEEDS	2,588,604.54				2,582,781.04		5,823.50
	2,988,111.25				2,981,388.99	0.00	6,722.26

Delivery date 09/29/2016
 Arbitrage yield 2.549846%

PROOF OF ARBITRAGE YIELD

CHANNEL ISLANDS BEACH COMMUNITY SERVICES DISTRICT
 2016 Wastewater Revenue Refunding Bonds
 (Refinancing of 2005 Wastewater Bonds)
 FINAL NUMBERS

Date	Debt Service	Present Value to 09/29/2016 @ 2.5498455260%
05/01/2017	49,750.07	49,013.27
11/01/2017	137,240.63	133,505.99
05/01/2018	41,290.63	39,661.36
11/01/2018	146,290.63	138,749.27
05/01/2019	40,240.63	37,685.74
11/01/2019	150,240.63	138,930.55
05/01/2020	38,590.63	35,236.30
11/01/2020	143,590.63	129,459.11
05/01/2021	37,015.63	32,952.60
11/01/2021	147,015.63	129,230.84
05/01/2022	35,365.63	30,696.03
11/01/2022	150,365.63	128,868.69
05/01/2023	33,065.63	27,981.68
11/01/2023	153,065.63	127,900.63
05/01/2024	30,665.63	25,301.42
11/01/2024	855,665.63	697,100.25
05/01/2025	14,165.63	11,395.28
11/01/2025	14,165.63	11,251.83
05/01/2026	14,165.63	11,110.18
11/01/2026	14,165.63	10,970.32
05/01/2027	14,165.63	10,832.22
11/01/2027	14,165.63	10,695.86
05/01/2028	14,165.63	10,561.21
11/01/2028	14,165.63	10,428.26
05/01/2029	14,165.63	10,296.98
11/01/2029	14,165.63	10,167.35
05/01/2030	14,165.63	10,039.36
11/01/2030	174,165.63	121,879.47
05/01/2031	12,165.63	8,406.22
11/01/2031	177,165.63	120,877.02
05/01/2032	10,000.00	6,736.93
11/01/2032	175,000.00	116,412.19
05/01/2033	7,731.25	5,078.18
11/01/2033	182,731.25	118,513.93
05/01/2034	5,325.00	3,410.16
11/01/2034	180,325.00	114,027.26
05/01/2035	2,700.00	1,685.83
11/01/2035	182,700.00	112,638.65
	3,455,290.84	2,749,688.42

Proceeds Summary

Delivery date	09/29/2016
Par Value	2,605,000.00
Premium (Discount)	158,440.50
Arbitrage expenses	(13,752.08)
Target for yield calculation	2,749,688.42

PROOF OF ARBITRAGE YIELD

CHANNEL ISLANDS BEACH COMMUNITY SERVICES DISTRICT
2016 Wastewater Revenue Refunding Bonds
(Refinancing of 2005 Wastewater Bonds)
FINAL NUMBERS

Assumed Call/Computation Dates for Premium Bonds

Bond Component	Maturity Date	Rate	Yield	Call Date	Call Price	Net Present Value (NPV) to 09/29/2016 @ 2.5498455260%
BOND	11/01/2025	4.000%	1.840%	11/01/2024	100.000	(7,314.44)
BOND	11/01/2026	4.000%	1.970%	11/01/2024	100.000	(6,171.52)
BOND	11/01/2027	4.000%	2.150%	11/01/2024	100.000	(4,381.29)
BOND	11/01/2028	4.000%	2.310%	11/01/2024	100.000	(2,704.96)
BOND	11/01/2029	4.000%	2.440%	11/01/2024	100.000	(1,274.24)

Rejected Call/Computation Dates for Premium Bonds

Bond Component	Maturity Date	Rate	Yield	Call Date	Call Price	Net Present Value (NPV) to 09/29/2016 @ 2.5498455260%	Increase to NPV
BOND	11/01/2025	4.000%	1.840%			(5,807.47)	1,506.97
BOND	11/01/2026	4.000%	1.970%			(3,080.81)	3,090.71
BOND	11/01/2027	4.000%	2.150%			366.59	4,747.88
BOND	11/01/2028	4.000%	2.310%			3,770.30	6,475.26
BOND	11/01/2029	4.000%	2.440%			6,995.53	8,269.77

FORMULA VERIFICATION

CHANNEL ISLANDS BEACH COMMUNITY SERVICES DISTRICT
 2016 Wastewater Revenue Refunding Bonds
 (Refinancing of 2005 Wastewater Bonds)
 FINAL NUMBERS

Component	Formula	Value
INS	0.270% of Total Debt Service	9,561.49
SURETY	2.2% of 10% of Par Amount	5,731.00
SURETY	2.2% of maximum annual Debt Service	4,190.59
SURETY	2.2% of 125% of average annual adjusted Debt Service	5,101.68
SURETY	Surety Bond (2.2%)	4,190.59